




















| | | | | | | | | | | | | | | | | | | | | | | | | | | | | | | | | | | | | | | | | | | | | | | | | | | | | | | | | | | | | | | | | | |
|--|---|-----|--------------------------------------|-----|--------|---|--------------------|----|--------|---|--------------------------------|----|--------|---|------------------------|-----|--------|---|-------------------------|----|--------|---|------------------------|----|-------|---|-------------------------|----|-------|---|-------------------|----|-------|---|-------------------------|----|-------|----|------------------------|----|-------|----|-------------------------|----|--------|----|---------------------|----|--------|----|--------------------|-----|--------|----|-------------------|----|-------|----|------------------------------|----|--------|----|-----------------------|-----|--------|
| <p>lista civica UNITI PER SAN NICANDRO</p> <p>6,23%</p>  <p>voti 629</p> | <table> <tbody> <tr><td>1</td><td>Incoronata BORTONE in Fusillo</td><td>105</td><td>17,07%</td></tr> <tr><td>2</td><td>Rosa RICCIOTTI</td><td>71</td><td>11,54%</td></tr> <tr><td>3</td><td>Incoronata STANISCI in Ruberto</td><td>15</td><td>2,43%</td></tr> <tr><td>4</td><td>Nicola CONTESSA</td><td>20</td><td>3,25%</td></tr> <tr><td>5</td><td>Carmine D'ANTUONO</td><td>85</td><td>13,82%</td></tr> <tr><td>6</td><td>Pio Matteo GIOVANDITTO</td><td>23</td><td>3,73%</td></tr> <tr><td>7</td><td>Paolo Onofrio PALLADINO</td><td>26</td><td>4,22%</td></tr> <tr><td>8</td><td>Domenico MALIZIA</td><td>6</td><td>0,97%</td></tr> <tr><td>9</td><td>Matteo DI LEO</td><td>8</td><td>1,30%</td></tr> <tr><td>10</td><td>Nicandro DONATACCI</td><td>40</td><td>6,50%</td></tr> <tr><td>11</td><td>Vincenzo Pio GOVANDITTO</td><td>83</td><td>13,49%</td></tr> <tr><td>12</td><td>Leonardo STICOZZI</td><td>12</td><td>1,95%</td></tr> <tr><td>13</td><td>Leonardo VOCALE</td><td>1</td><td>0,16%</td></tr> <tr><td>14</td><td>Sandro DE LUCA</td><td>24</td><td>3,90%</td></tr> <tr><td>15</td><td>Nicola CORSO</td><td>66</td><td>10,73%</td></tr> <tr><td>16</td><td>Valerio BUONCRISTIANO</td><td>30</td><td>4,87%</td></tr> </tbody> </table> | 1 | Incoronata BORTONE in Fusillo | 105 | 17,07% | 2 | Rosa RICCIOTTI | 71 | 11,54% | 3 | Incoronata STANISCI in Ruberto | 15 | 2,43% | 4 | Nicola CONTESSA | 20 | 3,25% | 5 | Carmine D'ANTUONO | 85 | 13,82% | 6 | Pio Matteo GIOVANDITTO | 23 | 3,73% | 7 | Paolo Onofrio PALLADINO | 26 | 4,22% | 8 | Domenico MALIZIA | 6 | 0,97% | 9 | Matteo DI LEO | 8 | 1,30% | 10 | Nicandro DONATACCI | 40 | 6,50% | 11 | Vincenzo Pio GOVANDITTO | 83 | 13,49% | 12 | Leonardo STICOZZI | 12 | 1,95% | 13 | Leonardo VOCALE | 1 | 0,16% | 14 | Sandro DE LUCA | 24 | 3,90% | 15 | Nicola CORSO | 66 | 10,73% | 16 | Valerio BUONCRISTIANO | 30 | 4,87% |
| 1 | Incoronata BORTONE in Fusillo | 105 | 17,07% | | | | | | | | | | | | | | | | | | | | | | | | | | | | | | | | | | | | | | | | | | | | | | | | | | | | | | | | | | | | | | |
| 2 | Rosa RICCIOTTI | 71 | 11,54% | | | | | | | | | | | | | | | | | | | | | | | | | | | | | | | | | | | | | | | | | | | | | | | | | | | | | | | | | | | | | | |
| 3 | Incoronata STANISCI in Ruberto | 15 | 2,43% | | | | | | | | | | | | | | | | | | | | | | | | | | | | | | | | | | | | | | | | | | | | | | | | | | | | | | | | | | | | | | |
| 4 | Nicola CONTESSA | 20 | 3,25% | | | | | | | | | | | | | | | | | | | | | | | | | | | | | | | | | | | | | | | | | | | | | | | | | | | | | | | | | | | | | | |
| 5 | Carmine D'ANTUONO | 85 | 13,82% | | | | | | | | | | | | | | | | | | | | | | | | | | | | | | | | | | | | | | | | | | | | | | | | | | | | | | | | | | | | | | |
| 6 | Pio Matteo GIOVANDITTO | 23 | 3,73% | | | | | | | | | | | | | | | | | | | | | | | | | | | | | | | | | | | | | | | | | | | | | | | | | | | | | | | | | | | | | | |
| 7 | Paolo Onofrio PALLADINO | 26 | 4,22% | | | | | | | | | | | | | | | | | | | | | | | | | | | | | | | | | | | | | | | | | | | | | | | | | | | | | | | | | | | | | | |
| 8 | Domenico MALIZIA | 6 | 0,97% | | | | | | | | | | | | | | | | | | | | | | | | | | | | | | | | | | | | | | | | | | | | | | | | | | | | | | | | | | | | | | |
| 9 | Matteo DI LEO | 8 | 1,30% | | | | | | | | | | | | | | | | | | | | | | | | | | | | | | | | | | | | | | | | | | | | | | | | | | | | | | | | | | | | | | |
| 10 | Nicandro DONATACCI | 40 | 6,50% | | | | | | | | | | | | | | | | | | | | | | | | | | | | | | | | | | | | | | | | | | | | | | | | | | | | | | | | | | | | | | |
| 11 | Vincenzo Pio GOVANDITTO | 83 | 13,49% | | | | | | | | | | | | | | | | | | | | | | | | | | | | | | | | | | | | | | | | | | | | | | | | | | | | | | | | | | | | | | |
| 12 | Leonardo STICOZZI | 12 | 1,95% | | | | | | | | | | | | | | | | | | | | | | | | | | | | | | | | | | | | | | | | | | | | | | | | | | | | | | | | | | | | | | |
| 13 | Leonardo VOCALE | 1 | 0,16% | | | | | | | | | | | | | | | | | | | | | | | | | | | | | | | | | | | | | | | | | | | | | | | | | | | | | | | | | | | | | | |
| 14 | Sandro DE LUCA | 24 | 3,90% | | | | | | | | | | | | | | | | | | | | | | | | | | | | | | | | | | | | | | | | | | | | | | | | | | | | | | | | | | | | | | |
| 15 | Nicola CORSO | 66 | 10,73% | | | | | | | | | | | | | | | | | | | | | | | | | | | | | | | | | | | | | | | | | | | | | | | | | | | | | | | | | | | | | | |
| 16 | Valerio BUONCRISTIANO | 30 | 4,87% | | | | | | | | | | | | | | | | | | | | | | | | | | | | | | | | | | | | | | | | | | | | | | | | | | | | | | | | | | | | | | |
| <p>UNIONE DI CENTRO</p> <p>6,56%</p>  <p>voti 662</p> | <table> <tbody> <tr><td>1</td><td>Leonardo BOSCARINO</td><td>16</td><td>2,42%</td></tr> <tr><td>2</td><td>Alessandro CAPUTO</td><td>12</td><td>1,82%</td></tr> <tr><td>3</td><td>Salvatore Antonio CARIGLIANO</td><td>89</td><td>13,50%</td></tr> <tr><td>4</td><td>Michele CARUSO</td><td>139</td><td>21,09%</td></tr> <tr><td>5</td><td>Antonio Romeo DE GORGIO</td><td>3</td><td>0,45%</td></tr> <tr><td>6</td><td>Gennaro DI CARO</td><td>0</td><td>0,00%</td></tr> <tr><td>7</td><td>Carlo GAETA</td><td>8</td><td>1,21%</td></tr> <tr><td>8</td><td>Michele GIAGNORIO</td><td>3</td><td>0,45%</td></tr> <tr><td>9</td><td>Lorenzo LA PISCOPIA</td><td>39</td><td>5,91%</td></tr> <tr><td>10</td><td>Matteo MANTIA</td><td>10</td><td>1,51%</td></tr> <tr><td>11</td><td>Anna Lucia MASCOLO</td><td>0</td><td>0,00%</td></tr> <tr><td>12</td><td>Leonardo MONTEMITRO</td><td>17</td><td>2,57%</td></tr> <tr><td>13</td><td>Giuseppe PERTOSA</td><td>111</td><td>16,84%</td></tr> <tr><td>14</td><td>Roberto SOLIMANDO</td><td>42</td><td>6,37%</td></tr> <tr><td>15</td><td>Michelina STUCCILLI</td><td>62</td><td>9,40%</td></tr> <tr><td>16</td><td>Antonio ZUCCARO</td><td>108</td><td>16,38%</td></tr> </tbody> </table> | 1 | Leonardo BOSCARINO | 16 | 2,42% | 2 | Alessandro CAPUTO | 12 | 1,82% | 3 | Salvatore Antonio CARIGLIANO | 89 | 13,50% | 4 | Michele CARUSO | 139 | 21,09% | 5 | Antonio Romeo DE GORGIO | 3 | 0,45% | 6 | Gennaro DI CARO | 0 | 0,00% | 7 | Carlo GAETA | 8 | 1,21% | 8 | Michele GIAGNORIO | 3 | 0,45% | 9 | Lorenzo LA PISCOPIA | 39 | 5,91% | 10 | Matteo MANTIA | 10 | 1,51% | 11 | Anna Lucia MASCOLO | 0 | 0,00% | 12 | Leonardo MONTEMITRO | 17 | 2,57% | 13 | Giuseppe PERTOSA | 111 | 16,84% | 14 | Roberto SOLIMANDO | 42 | 6,37% | 15 | Michelina STUCCILLI | 62 | 9,40% | 16 | Antonio ZUCCARO | 108 | 16,38% |
| 1 | Leonardo BOSCARINO | 16 | 2,42% | | | | | | | | | | | | | | | | | | | | | | | | | | | | | | | | | | | | | | | | | | | | | | | | | | | | | | | | | | | | | | |
| 2 | Alessandro CAPUTO | 12 | 1,82% | | | | | | | | | | | | | | | | | | | | | | | | | | | | | | | | | | | | | | | | | | | | | | | | | | | | | | | | | | | | | | |
| 3 | Salvatore Antonio CARIGLIANO | 89 | 13,50% | | | | | | | | | | | | | | | | | | | | | | | | | | | | | | | | | | | | | | | | | | | | | | | | | | | | | | | | | | | | | | |
| 4 | Michele CARUSO | 139 | 21,09% | | | | | | | | | | | | | | | | | | | | | | | | | | | | | | | | | | | | | | | | | | | | | | | | | | | | | | | | | | | | | | |
| 5 | Antonio Romeo DE GORGIO | 3 | 0,45% | | | | | | | | | | | | | | | | | | | | | | | | | | | | | | | | | | | | | | | | | | | | | | | | | | | | | | | | | | | | | | |
| 6 | Gennaro DI CARO | 0 | 0,00% | | | | | | | | | | | | | | | | | | | | | | | | | | | | | | | | | | | | | | | | | | | | | | | | | | | | | | | | | | | | | | |
| 7 | Carlo GAETA | 8 | 1,21% | | | | | | | | | | | | | | | | | | | | | | | | | | | | | | | | | | | | | | | | | | | | | | | | | | | | | | | | | | | | | | |
| 8 | Michele GIAGNORIO | 3 | 0,45% | | | | | | | | | | | | | | | | | | | | | | | | | | | | | | | | | | | | | | | | | | | | | | | | | | | | | | | | | | | | | | |
| 9 | Lorenzo LA PISCOPIA | 39 | 5,91% | | | | | | | | | | | | | | | | | | | | | | | | | | | | | | | | | | | | | | | | | | | | | | | | | | | | | | | | | | | | | | |
| 10 | Matteo MANTIA | 10 | 1,51% | | | | | | | | | | | | | | | | | | | | | | | | | | | | | | | | | | | | | | | | | | | | | | | | | | | | | | | | | | | | | | |
| 11 | Anna Lucia MASCOLO | 0 | 0,00% | | | | | | | | | | | | | | | | | | | | | | | | | | | | | | | | | | | | | | | | | | | | | | | | | | | | | | | | | | | | | | |
| 12 | Leonardo MONTEMITRO | 17 | 2,57% | | | | | | | | | | | | | | | | | | | | | | | | | | | | | | | | | | | | | | | | | | | | | | | | | | | | | | | | | | | | | | |
| 13 | Giuseppe PERTOSA | 111 | 16,84% | | | | | | | | | | | | | | | | | | | | | | | | | | | | | | | | | | | | | | | | | | | | | | | | | | | | | | | | | | | | | | |
| 14 | Roberto SOLIMANDO | 42 | 6,37% | | | | | | | | | | | | | | | | | | | | | | | | | | | | | | | | | | | | | | | | | | | | | | | | | | | | | | | | | | | | | | |
| 15 | Michelina STUCCILLI | 62 | 9,40% | | | | | | | | | | | | | | | | | | | | | | | | | | | | | | | | | | | | | | | | | | | | | | | | | | | | | | | | | | | | | | |
| 16 | Antonio ZUCCARO | 108 | 16,38% | | | | | | | | | | | | | | | | | | | | | | | | | | | | | | | | | | | | | | | | | | | | | | | | | | | | | | | | | | | | | | |
| <p>lista civica UNIONE DI CAPITANATA</p> <p>8,07%</p>  <p>voti 815</p> | <table> <tbody> <tr><td>1</td><td>Roberto AUGELLO</td><td>152</td><td>20,26%</td></tr> <tr><td>2</td><td>Pasquale ANGRISANI</td><td>16</td><td>2,13%</td></tr> <tr><td>3</td><td>Nicola CRISTOFARO</td><td>72</td><td>9,60%</td></tr> <tr><td>4</td><td>Nazario DE LUCA</td><td>259</td><td>34,53%</td></tr> <tr><td>5</td><td>Franco DI TULLIO</td><td>0</td><td>0,00%</td></tr> <tr><td>6</td><td>Giovanni FATONE</td><td>1</td><td>0,13%</td></tr> <tr><td>7</td><td>Anna Rita MANDUZIO</td><td>13</td><td>1,73%</td></tr> <tr><td>8</td><td>Claudio PANZA</td><td>13</td><td>1,73%</td></tr> <tr><td>9</td><td>Francesca Pia PERRICONE</td><td>20</td><td>2,66%</td></tr> <tr><td>10</td><td>Concetta Antonia RUSSO</td><td>16</td><td>2,13%</td></tr> <tr><td>11</td><td>Attilio SOLIMANDO</td><td>24</td><td>3,20%</td></tr> <tr><td>12</td><td>Leonardo STEFANIA</td><td>86</td><td>11,46%</td></tr> <tr><td>13</td><td>Costantino TAROLLO</td><td>36</td><td>4,80%</td></tr> <tr><td>14</td><td>Loredana VOCALE</td><td>2</td><td>0,26%</td></tr> <tr><td>15</td><td>Ganmario Emanuele ZACCAGNINO</td><td>35</td><td>4,66%</td></tr> <tr><td>16</td><td>Matteo ZURRO</td><td>5</td><td>0,66%</td></tr> </tbody> </table> | 1 | Roberto AUGELLO | 152 | 20,26% | 2 | Pasquale ANGRISANI | 16 | 2,13% | 3 | Nicola CRISTOFARO | 72 | 9,60% | 4 | Nazario DE LUCA | 259 | 34,53% | 5 | Franco DI TULLIO | 0 | 0,00% | 6 | Giovanni FATONE | 1 | 0,13% | 7 | Anna Rita MANDUZIO | 13 | 1,73% | 8 | Claudio PANZA | 13 | 1,73% | 9 | Francesca Pia PERRICONE | 20 | 2,66% | 10 | Concetta Antonia RUSSO | 16 | 2,13% | 11 | Attilio SOLIMANDO | 24 | 3,20% | 12 | Leonardo STEFANIA | 86 | 11,46% | 13 | Costantino TAROLLO | 36 | 4,80% | 14 | Loredana VOCALE | 2 | 0,26% | 15 | Ganmario Emanuele ZACCAGNINO | 35 | 4,66% | 16 | Matteo ZURRO | 5 | 0,66% |
| 1 | Roberto AUGELLO | 152 | 20,26% | | | | | | | | | | | | | | | | | | | | | | | | | | | | | | | | | | | | | | | | | | | | | | | | | | | | | | | | | | | | | | |
| 2 | Pasquale ANGRISANI | 16 | 2,13% | | | | | | | | | | | | | | | | | | | | | | | | | | | | | | | | | | | | | | | | | | | | | | | | | | | | | | | | | | | | | | |
| 3 | Nicola CRISTOFARO | 72 | 9,60% | | | | | | | | | | | | | | | | | | | | | | | | | | | | | | | | | | | | | | | | | | | | | | | | | | | | | | | | | | | | | | |
| 4 | Nazario DE LUCA | 259 | 34,53% | | | | | | | | | | | | | | | | | | | | | | | | | | | | | | | | | | | | | | | | | | | | | | | | | | | | | | | | | | | | | | |
| 5 | Franco DI TULLIO | 0 | 0,00% | | | | | | | | | | | | | | | | | | | | | | | | | | | | | | | | | | | | | | | | | | | | | | | | | | | | | | | | | | | | | | |
| 6 | Giovanni FATONE | 1 | 0,13% | | | | | | | | | | | | | | | | | | | | | | | | | | | | | | | | | | | | | | | | | | | | | | | | | | | | | | | | | | | | | | |
| 7 | Anna Rita MANDUZIO | 13 | 1,73% | | | | | | | | | | | | | | | | | | | | | | | | | | | | | | | | | | | | | | | | | | | | | | | | | | | | | | | | | | | | | | |
| 8 | Claudio PANZA | 13 | 1,73% | | | | | | | | | | | | | | | | | | | | | | | | | | | | | | | | | | | | | | | | | | | | | | | | | | | | | | | | | | | | | | |
| 9 | Francesca Pia PERRICONE | 20 | 2,66% | | | | | | | | | | | | | | | | | | | | | | | | | | | | | | | | | | | | | | | | | | | | | | | | | | | | | | | | | | | | | | |
| 10 | Concetta Antonia RUSSO | 16 | 2,13% | | | | | | | | | | | | | | | | | | | | | | | | | | | | | | | | | | | | | | | | | | | | | | | | | | | | | | | | | | | | | | |
| 11 | Attilio SOLIMANDO | 24 | 3,20% | | | | | | | | | | | | | | | | | | | | | | | | | | | | | | | | | | | | | | | | | | | | | | | | | | | | | | | | | | | | | | |
| 12 | Leonardo STEFANIA | 86 | 11,46% | | | | | | | | | | | | | | | | | | | | | | | | | | | | | | | | | | | | | | | | | | | | | | | | | | | | | | | | | | | | | | |
| 13 | Costantino TAROLLO | 36 | 4,80% | | | | | | | | | | | | | | | | | | | | | | | | | | | | | | | | | | | | | | | | | | | | | | | | | | | | | | | | | | | | | | |
| 14 | Loredana VOCALE | 2 | 0,26% | | | | | | | | | | | | | | | | | | | | | | | | | | | | | | | | | | | | | | | | | | | | | | | | | | | | | | | | | | | | | | |
| 15 | Ganmario Emanuele ZACCAGNINO | 35 | 4,66% | | | | | | | | | | | | | | | | | | | | | | | | | | | | | | | | | | | | | | | | | | | | | | | | | | | | | | | | | | | | | | |
| 16 | Matteo ZURRO | 5 | 0,66% | | | | | | | | | | | | | | | | | | | | | | | | | | | | | | | | | | | | | | | | | | | | | | | | | | | | | | | | | | | | | | |

| | | | | | | | | | | | | | | | | | | | | | | | | | | | | | | | | | | | | | | | | | | | | | | | | | | | | | | | | | | | | | | | | | |
|---|--|-----|------------------------------|-----|--------|---|------------------------|----|-------|---|-------------------|---|-------|---|-------------------|----|-------|---|--------------------|----|--------|---|------------------------------|-----|--------|---|-----------------------|----|-------|---|---------------------------|----|-------|---|-----------------------------------|-----|--------|----|-----------------------------------|----|-------|----|-------------------|----|-------|----|------------------------|----|-------|----|-----------------|----|-------|----|----------------|----|--------|----|----------------|----|--------|----|---------------------|---|-------|
| <p>FUTURO E LIBERTÀ</p> <p>5,25%</p>  <p>voti 530</p> | <table border="0"> <tr><td>1</td><td>Michele SCARABINO</td><td>27</td><td>4,97%</td></tr> <tr><td>2</td><td>Raffaele FACCHINO</td><td>0</td><td>0,00%</td></tr> <tr><td>3</td><td>Marcello CONTESSA</td><td>0</td><td>0,00%</td></tr> <tr><td>4</td><td>Antonio SASSANO</td><td>52</td><td>9,57%</td></tr> <tr><td>5</td><td>Michele GAGGIANO</td><td>75</td><td>13,81%</td></tr> <tr><td>6</td><td>Rosario MARROCCHIELLA</td><td>164</td><td>30,20%</td></tr> <tr><td>7</td><td>Leonardo CIAVARRELLA</td><td>0</td><td>0,00%</td></tr> <tr><td>8</td><td>Mario ORNATO</td><td>27</td><td>4,97%</td></tr> <tr><td>9</td><td>Vincenzo D`ANTUONO</td><td>154</td><td>28,36%</td></tr> <tr><td>10</td><td>Vincenzo BENEDETTINO</td><td>42</td><td>7,73%</td></tr> <tr><td>11</td><td>Angelo RUSSO</td><td>2</td><td>0,36%</td></tr> <tr><td>12</td><td>Michele MASCOLO</td><td>0</td><td>0,00%</td></tr> </table> | 1 | Michele SCARABINO | 27 | 4,97% | 2 | Raffaele FACCHINO | 0 | 0,00% | 3 | Marcello CONTESSA | 0 | 0,00% | 4 | Antonio SASSANO | 52 | 9,57% | 5 | Michele GAGGIANO | 75 | 13,81% | 6 | Rosario MARROCCHIELLA | 164 | 30,20% | 7 | Leonardo CIAVARRELLA | 0 | 0,00% | 8 | Mario ORNATO | 27 | 4,97% | 9 | Vincenzo D`ANTUONO | 154 | 28,36% | 10 | Vincenzo BENEDETTINO | 42 | 7,73% | 11 | Angelo RUSSO | 2 | 0,36% | 12 | Michele MASCOLO | 0 | 0,00% | | | | | | | | | | | | | | | | |
| 1 | Michele SCARABINO | 27 | 4,97% | | | | | | | | | | | | | | | | | | | | | | | | | | | | | | | | | | | | | | | | | | | | | | | | | | | | | | | | | | | | | | |
| 2 | Raffaele FACCHINO | 0 | 0,00% | | | | | | | | | | | | | | | | | | | | | | | | | | | | | | | | | | | | | | | | | | | | | | | | | | | | | | | | | | | | | | |
| 3 | Marcello CONTESSA | 0 | 0,00% | | | | | | | | | | | | | | | | | | | | | | | | | | | | | | | | | | | | | | | | | | | | | | | | | | | | | | | | | | | | | | |
| 4 | Antonio SASSANO | 52 | 9,57% | | | | | | | | | | | | | | | | | | | | | | | | | | | | | | | | | | | | | | | | | | | | | | | | | | | | | | | | | | | | | | |
| 5 | Michele GAGGIANO | 75 | 13,81% | | | | | | | | | | | | | | | | | | | | | | | | | | | | | | | | | | | | | | | | | | | | | | | | | | | | | | | | | | | | | | |
| 6 | Rosario MARROCCHIELLA | 164 | 30,20% | | | | | | | | | | | | | | | | | | | | | | | | | | | | | | | | | | | | | | | | | | | | | | | | | | | | | | | | | | | | | | |
| 7 | Leonardo CIAVARRELLA | 0 | 0,00% | | | | | | | | | | | | | | | | | | | | | | | | | | | | | | | | | | | | | | | | | | | | | | | | | | | | | | | | | | | | | | |
| 8 | Mario ORNATO | 27 | 4,97% | | | | | | | | | | | | | | | | | | | | | | | | | | | | | | | | | | | | | | | | | | | | | | | | | | | | | | | | | | | | | | |
| 9 | Vincenzo D`ANTUONO | 154 | 28,36% | | | | | | | | | | | | | | | | | | | | | | | | | | | | | | | | | | | | | | | | | | | | | | | | | | | | | | | | | | | | | | |
| 10 | Vincenzo BENEDETTINO | 42 | 7,73% | | | | | | | | | | | | | | | | | | | | | | | | | | | | | | | | | | | | | | | | | | | | | | | | | | | | | | | | | | | | | | |
| 11 | Angelo RUSSO | 2 | 0,36% | | | | | | | | | | | | | | | | | | | | | | | | | | | | | | | | | | | | | | | | | | | | | | | | | | | | | | | | | | | | | | |
| 12 | Michele MASCOLO | 0 | 0,00% | | | | | | | | | | | | | | | | | | | | | | | | | | | | | | | | | | | | | | | | | | | | | | | | | | | | | | | | | | | | | | |
| <p>CRISTIANI UNITI</p> <p>5,50%</p>  <p>voti 555</p> | <table border="0"> <tr><td>1</td><td>Valentino ALTIERI</td><td>198</td><td>34,37%</td></tr> <tr><td>2</td><td>Leonardo BUONCRISTIANO</td><td>45</td><td>7,81%</td></tr> <tr><td>3</td><td>Fabio CIPRIANI</td><td>7</td><td>1,21%</td></tr> <tr><td>4</td><td>Giuseppe CRISTINO</td><td>6</td><td>1,04%</td></tr> <tr><td>5</td><td>Loris, Pio DE LUCA</td><td>79</td><td>13,71%</td></tr> <tr><td>6</td><td>Leonardo GIORDANO</td><td>49</td><td>8,50%</td></tr> <tr><td>7</td><td>Beniamino LA PISCOPIA</td><td>1</td><td>0,17%</td></tr> <tr><td>8</td><td>Rossana LOCCI in Aquilano</td><td>20</td><td>3,47%</td></tr> <tr><td>9</td><td>Antonietta MELCHIONDA in Palmieri</td><td>0</td><td>0,00%</td></tr> <tr><td>10</td><td>Anna Barbara NARDELLA in Biscotti</td><td>24</td><td>4,16%</td></tr> <tr><td>11</td><td>Grazia PLACENTINO</td><td>14</td><td>2,43%</td></tr> <tr><td>12</td><td>Vincenzo SOLIMANDO</td><td>0</td><td>0,00%</td></tr> <tr><td>13</td><td>Emanuele TISCIA</td><td>20</td><td>3,47%</td></tr> <tr><td>14</td><td>Nazario VITALE</td><td>58</td><td>10,06%</td></tr> <tr><td>15</td><td>Antonio VOCALE</td><td>55</td><td>9,54%</td></tr> </table> | 1 | Valentino ALTIERI | 198 | 34,37% | 2 | Leonardo BUONCRISTIANO | 45 | 7,81% | 3 | Fabio CIPRIANI | 7 | 1,21% | 4 | Giuseppe CRISTINO | 6 | 1,04% | 5 | Loris, Pio DE LUCA | 79 | 13,71% | 6 | Leonardo GIORDANO | 49 | 8,50% | 7 | Beniamino LA PISCOPIA | 1 | 0,17% | 8 | Rossana LOCCI in Aquilano | 20 | 3,47% | 9 | Antonietta MELCHIONDA in Palmieri | 0 | 0,00% | 10 | Anna Barbara NARDELLA in Biscotti | 24 | 4,16% | 11 | Grazia PLACENTINO | 14 | 2,43% | 12 | Vincenzo SOLIMANDO | 0 | 0,00% | 13 | Emanuele TISCIA | 20 | 3,47% | 14 | Nazario VITALE | 58 | 10,06% | 15 | Antonio VOCALE | 55 | 9,54% | | | | |
| 1 | Valentino ALTIERI | 198 | 34,37% | | | | | | | | | | | | | | | | | | | | | | | | | | | | | | | | | | | | | | | | | | | | | | | | | | | | | | | | | | | | | | |
| 2 | Leonardo BUONCRISTIANO | 45 | 7,81% | | | | | | | | | | | | | | | | | | | | | | | | | | | | | | | | | | | | | | | | | | | | | | | | | | | | | | | | | | | | | | |
| 3 | Fabio CIPRIANI | 7 | 1,21% | | | | | | | | | | | | | | | | | | | | | | | | | | | | | | | | | | | | | | | | | | | | | | | | | | | | | | | | | | | | | | |
| 4 | Giuseppe CRISTINO | 6 | 1,04% | | | | | | | | | | | | | | | | | | | | | | | | | | | | | | | | | | | | | | | | | | | | | | | | | | | | | | | | | | | | | | |
| 5 | Loris, Pio DE LUCA | 79 | 13,71% | | | | | | | | | | | | | | | | | | | | | | | | | | | | | | | | | | | | | | | | | | | | | | | | | | | | | | | | | | | | | | |
| 6 | Leonardo GIORDANO | 49 | 8,50% | | | | | | | | | | | | | | | | | | | | | | | | | | | | | | | | | | | | | | | | | | | | | | | | | | | | | | | | | | | | | | |
| 7 | Beniamino LA PISCOPIA | 1 | 0,17% | | | | | | | | | | | | | | | | | | | | | | | | | | | | | | | | | | | | | | | | | | | | | | | | | | | | | | | | | | | | | | |
| 8 | Rossana LOCCI in Aquilano | 20 | 3,47% | | | | | | | | | | | | | | | | | | | | | | | | | | | | | | | | | | | | | | | | | | | | | | | | | | | | | | | | | | | | | | |
| 9 | Antonietta MELCHIONDA in Palmieri | 0 | 0,00% | | | | | | | | | | | | | | | | | | | | | | | | | | | | | | | | | | | | | | | | | | | | | | | | | | | | | | | | | | | | | | |
| 10 | Anna Barbara NARDELLA in Biscotti | 24 | 4,16% | | | | | | | | | | | | | | | | | | | | | | | | | | | | | | | | | | | | | | | | | | | | | | | | | | | | | | | | | | | | | | |
| 11 | Grazia PLACENTINO | 14 | 2,43% | | | | | | | | | | | | | | | | | | | | | | | | | | | | | | | | | | | | | | | | | | | | | | | | | | | | | | | | | | | | | | |
| 12 | Vincenzo SOLIMANDO | 0 | 0,00% | | | | | | | | | | | | | | | | | | | | | | | | | | | | | | | | | | | | | | | | | | | | | | | | | | | | | | | | | | | | | | |
| 13 | Emanuele TISCIA | 20 | 3,47% | | | | | | | | | | | | | | | | | | | | | | | | | | | | | | | | | | | | | | | | | | | | | | | | | | | | | | | | | | | | | | |
| 14 | Nazario VITALE | 58 | 10,06% | | | | | | | | | | | | | | | | | | | | | | | | | | | | | | | | | | | | | | | | | | | | | | | | | | | | | | | | | | | | | | |
| 15 | Antonio VOCALE | 55 | 9,54% | | | | | | | | | | | | | | | | | | | | | | | | | | | | | | | | | | | | | | | | | | | | | | | | | | | | | | | | | | | | | | |
| <p>lista civica OPPURE VOI Paolo Gualano sindaco</p> <p>4,14%</p>  <p>voti 418</p> | <table border="0"> <tr><td>1</td><td>Antonio CARBUTTO detto Tommy</td><td>17</td><td>4,55%</td></tr> <tr><td>2</td><td>Lucia CARNEVALE</td><td>0</td><td>0,00%</td></tr> <tr><td>3</td><td>Antonio CENDAMO</td><td>8</td><td>2,14%</td></tr> <tr><td>4</td><td>Sabastiano COCO</td><td>32</td><td>8,57%</td></tr> <tr><td>5</td><td>Michele DI LELLA</td><td>30</td><td>8,04%</td></tr> <tr><td>6</td><td>Michelangelo DI LEO</td><td>12</td><td>3,21%</td></tr> <tr><td>7</td><td>Vincenzo FACCHINO</td><td>18</td><td>4,82%</td></tr> <tr><td>8</td><td>Orazio FALCONE</td><td>10</td><td>2,68%</td></tr> <tr><td>9</td><td>Domenico FALLUCCHI</td><td>96</td><td>25,73%</td></tr> <tr><td>10</td><td>Antonio FERRANDINO</td><td>27</td><td>7,23%</td></tr> <tr><td>11</td><td>Michele GRAVINA</td><td>34</td><td>9,11%</td></tr> <tr><td>12</td><td>Giovanna MARROCCHIELLA</td><td>11</td><td>2,94%</td></tr> <tr><td>13</td><td>Tommaso MONTE</td><td>36</td><td>9,65%</td></tr> <tr><td>14</td><td>Matteo PERTOSA</td><td>1</td><td>0,26%</td></tr> <tr><td>15</td><td>Matteo ROSA</td><td>41</td><td>10,99%</td></tr> <tr><td>16</td><td>Costantino TANCREDI</td><td>0</td><td>0,00%</td></tr> </table> | 1 | Antonio CARBUTTO detto Tommy | 17 | 4,55% | 2 | Lucia CARNEVALE | 0 | 0,00% | 3 | Antonio CENDAMO | 8 | 2,14% | 4 | Sabastiano COCO | 32 | 8,57% | 5 | Michele DI LELLA | 30 | 8,04% | 6 | Michelangelo DI LEO | 12 | 3,21% | 7 | Vincenzo FACCHINO | 18 | 4,82% | 8 | Orazio FALCONE | 10 | 2,68% | 9 | Domenico FALLUCCHI | 96 | 25,73% | 10 | Antonio FERRANDINO | 27 | 7,23% | 11 | Michele GRAVINA | 34 | 9,11% | 12 | Giovanna MARROCCHIELLA | 11 | 2,94% | 13 | Tommaso MONTE | 36 | 9,65% | 14 | Matteo PERTOSA | 1 | 0,26% | 15 | Matteo ROSA | 41 | 10,99% | 16 | Costantino TANCREDI | 0 | 0,00% |
| 1 | Antonio CARBUTTO detto Tommy | 17 | 4,55% | | | | | | | | | | | | | | | | | | | | | | | | | | | | | | | | | | | | | | | | | | | | | | | | | | | | | | | | | | | | | | |
| 2 | Lucia CARNEVALE | 0 | 0,00% | | | | | | | | | | | | | | | | | | | | | | | | | | | | | | | | | | | | | | | | | | | | | | | | | | | | | | | | | | | | | | |
| 3 | Antonio CENDAMO | 8 | 2,14% | | | | | | | | | | | | | | | | | | | | | | | | | | | | | | | | | | | | | | | | | | | | | | | | | | | | | | | | | | | | | | |
| 4 | Sabastiano COCO | 32 | 8,57% | | | | | | | | | | | | | | | | | | | | | | | | | | | | | | | | | | | | | | | | | | | | | | | | | | | | | | | | | | | | | | |
| 5 | Michele DI LELLA | 30 | 8,04% | | | | | | | | | | | | | | | | | | | | | | | | | | | | | | | | | | | | | | | | | | | | | | | | | | | | | | | | | | | | | | |
| 6 | Michelangelo DI LEO | 12 | 3,21% | | | | | | | | | | | | | | | | | | | | | | | | | | | | | | | | | | | | | | | | | | | | | | | | | | | | | | | | | | | | | | |
| 7 | Vincenzo FACCHINO | 18 | 4,82% | | | | | | | | | | | | | | | | | | | | | | | | | | | | | | | | | | | | | | | | | | | | | | | | | | | | | | | | | | | | | | |
| 8 | Orazio FALCONE | 10 | 2,68% | | | | | | | | | | | | | | | | | | | | | | | | | | | | | | | | | | | | | | | | | | | | | | | | | | | | | | | | | | | | | | |
| 9 | Domenico FALLUCCHI | 96 | 25,73% | | | | | | | | | | | | | | | | | | | | | | | | | | | | | | | | | | | | | | | | | | | | | | | | | | | | | | | | | | | | | | |
| 10 | Antonio FERRANDINO | 27 | 7,23% | | | | | | | | | | | | | | | | | | | | | | | | | | | | | | | | | | | | | | | | | | | | | | | | | | | | | | | | | | | | | | |
| 11 | Michele GRAVINA | 34 | 9,11% | | | | | | | | | | | | | | | | | | | | | | | | | | | | | | | | | | | | | | | | | | | | | | | | | | | | | | | | | | | | | | |
| 12 | Giovanna MARROCCHIELLA | 11 | 2,94% | | | | | | | | | | | | | | | | | | | | | | | | | | | | | | | | | | | | | | | | | | | | | | | | | | | | | | | | | | | | | | |
| 13 | Tommaso MONTE | 36 | 9,65% | | | | | | | | | | | | | | | | | | | | | | | | | | | | | | | | | | | | | | | | | | | | | | | | | | | | | | | | | | | | | | |
| 14 | Matteo PERTOSA | 1 | 0,26% | | | | | | | | | | | | | | | | | | | | | | | | | | | | | | | | | | | | | | | | | | | | | | | | | | | | | | | | | | | | | | |
| 15 | Matteo ROSA | 41 | 10,99% | | | | | | | | | | | | | | | | | | | | | | | | | | | | | | | | | | | | | | | | | | | | | | | | | | | | | | | | | | | | | | |
| 16 | Costantino TANCREDI | 0 | 0,00% | | | | | | | | | | | | | | | | | | | | | | | | | | | | | | | | | | | | | | | | | | | | | | | | | | | | | | | | | | | | | | |

| | | | | | | | | | | | | | | | | | | | | | | | | | | | | | | | | | | | | | | | | | | | | | | | | | | | | | | | | | | | | | | | | | |
|---|---|----|------------------------|----|--------|---|-------------------|----|--------|---|---------------------------|----|--------|---|--|----|--------|---|---------------------|----|-------|---|---------------------|----|-------|---|------------------------|----|--------|---|-------------------------------|---|-------|---|--------------------|----|-------|----|------------------------------|----|--------|----|--------------------|---|-------|----|---------------------------|----|--------|----|-----------------------|----|--------|----|--------------------------|----|-------|----|-------------------|---|-------|----|------------------|---|-------|
| <p>SINISTRA ECOLOGIA LIBERTA` Con Vendola</p> <p>3,73%</p>  <p>voti 377</p> | <table border="0"> <tr><td>1</td><td>Concetta CIAVARRELLA</td><td>8</td><td>2,16%</td></tr> <tr><td>2</td><td>Carolina PELUSO</td><td>0</td><td>0,00%</td></tr> <tr><td>3</td><td>Natale Anna Maria RENDINA</td><td>15</td><td>4,05%</td></tr> <tr><td>4</td><td>Giovanni GIAGNORIO</td><td>38</td><td>10,27%</td></tr> <tr><td>5</td><td>Nazario IANNO</td><td>13</td><td>3,51%</td></tr> <tr><td>6</td><td>Leonardo MONTEMITRO</td><td>18</td><td>4,86%</td></tr> <tr><td>7</td><td>Michele NARDELLA</td><td>38</td><td>10,27%</td></tr> <tr><td>8</td><td>Nicola NARDELLA</td><td>8</td><td>2,16%</td></tr> <tr><td>9</td><td>Nazario PAPA</td><td>20</td><td>5,40%</td></tr> <tr><td>10</td><td>Costantino PERTA</td><td>48</td><td>12,97%</td></tr> <tr><td>11</td><td>Lucia PERTOSA</td><td>0</td><td>0,00%</td></tr> <tr><td>12</td><td>Antonio PLACENTINO</td><td>97</td><td>26,21%</td></tr> <tr><td>13</td><td>Attilio REGOLO</td><td>38</td><td>10,27%</td></tr> <tr><td>14</td><td>Vincenzo RUSSO</td><td>16</td><td>4,32%</td></tr> <tr><td>15</td><td>Salvatore STODUTO</td><td>9</td><td>2,43%</td></tr> <tr><td>16</td><td>Michele TANCREDI</td><td>4</td><td>1,08%</td></tr> </table> | 1 | Concetta CIAVARRELLA | 8 | 2,16% | 2 | Carolina PELUSO | 0 | 0,00% | 3 | Natale Anna Maria RENDINA | 15 | 4,05% | 4 | Giovanni GIAGNORIO | 38 | 10,27% | 5 | Nazario IANNO | 13 | 3,51% | 6 | Leonardo MONTEMITRO | 18 | 4,86% | 7 | Michele NARDELLA | 38 | 10,27% | 8 | Nicola NARDELLA | 8 | 2,16% | 9 | Nazario PAPA | 20 | 5,40% | 10 | Costantino PERTA | 48 | 12,97% | 11 | Lucia PERTOSA | 0 | 0,00% | 12 | Antonio PLACENTINO | 97 | 26,21% | 13 | Attilio REGOLO | 38 | 10,27% | 14 | Vincenzo RUSSO | 16 | 4,32% | 15 | Salvatore STODUTO | 9 | 2,43% | 16 | Michele TANCREDI | 4 | 1,08% |
| 1 | Concetta CIAVARRELLA | 8 | 2,16% | | | | | | | | | | | | | | | | | | | | | | | | | | | | | | | | | | | | | | | | | | | | | | | | | | | | | | | | | | | | | | |
| 2 | Carolina PELUSO | 0 | 0,00% | | | | | | | | | | | | | | | | | | | | | | | | | | | | | | | | | | | | | | | | | | | | | | | | | | | | | | | | | | | | | | |
| 3 | Natale Anna Maria RENDINA | 15 | 4,05% | | | | | | | | | | | | | | | | | | | | | | | | | | | | | | | | | | | | | | | | | | | | | | | | | | | | | | | | | | | | | | |
| 4 | Giovanni GIAGNORIO | 38 | 10,27% | | | | | | | | | | | | | | | | | | | | | | | | | | | | | | | | | | | | | | | | | | | | | | | | | | | | | | | | | | | | | | |
| 5 | Nazario IANNO | 13 | 3,51% | | | | | | | | | | | | | | | | | | | | | | | | | | | | | | | | | | | | | | | | | | | | | | | | | | | | | | | | | | | | | | |
| 6 | Leonardo MONTEMITRO | 18 | 4,86% | | | | | | | | | | | | | | | | | | | | | | | | | | | | | | | | | | | | | | | | | | | | | | | | | | | | | | | | | | | | | | |
| 7 | Michele NARDELLA | 38 | 10,27% | | | | | | | | | | | | | | | | | | | | | | | | | | | | | | | | | | | | | | | | | | | | | | | | | | | | | | | | | | | | | | |
| 8 | Nicola NARDELLA | 8 | 2,16% | | | | | | | | | | | | | | | | | | | | | | | | | | | | | | | | | | | | | | | | | | | | | | | | | | | | | | | | | | | | | | |
| 9 | Nazario PAPA | 20 | 5,40% | | | | | | | | | | | | | | | | | | | | | | | | | | | | | | | | | | | | | | | | | | | | | | | | | | | | | | | | | | | | | | |
| 10 | Costantino PERTA | 48 | 12,97% | | | | | | | | | | | | | | | | | | | | | | | | | | | | | | | | | | | | | | | | | | | | | | | | | | | | | | | | | | | | | | |
| 11 | Lucia PERTOSA | 0 | 0,00% | | | | | | | | | | | | | | | | | | | | | | | | | | | | | | | | | | | | | | | | | | | | | | | | | | | | | | | | | | | | | | |
| 12 | Antonio PLACENTINO | 97 | 26,21% | | | | | | | | | | | | | | | | | | | | | | | | | | | | | | | | | | | | | | | | | | | | | | | | | | | | | | | | | | | | | | |
| 13 | Attilio REGOLO | 38 | 10,27% | | | | | | | | | | | | | | | | | | | | | | | | | | | | | | | | | | | | | | | | | | | | | | | | | | | | | | | | | | | | | | |
| 14 | Vincenzo RUSSO | 16 | 4,32% | | | | | | | | | | | | | | | | | | | | | | | | | | | | | | | | | | | | | | | | | | | | | | | | | | | | | | | | | | | | | | |
| 15 | Salvatore STODUTO | 9 | 2,43% | | | | | | | | | | | | | | | | | | | | | | | | | | | | | | | | | | | | | | | | | | | | | | | | | | | | | | | | | | | | | | |
| 16 | Michele TANCREDI | 4 | 1,08% | | | | | | | | | | | | | | | | | | | | | | | | | | | | | | | | | | | | | | | | | | | | | | | | | | | | | | | | | | | | | | |
| <p>lista civica AVANTI INSIEME</p> <p>1,30%</p>  <p>voti 132</p> | <table border="0"> <tr><td>1</td><td>Angela NARDELLA</td><td>47</td><td>40,17%</td></tr> <tr><td>2</td><td>Tommaso RUSSO</td><td>33</td><td>28,20%</td></tr> <tr><td>3</td><td>Michele PERILLI</td><td>24</td><td>20,51%</td></tr> <tr><td>4</td><td>Concetta Antonia D'ANDREA</td><td>9</td><td>7,69%</td></tr> <tr><td>5</td><td>Caterina GALASSO</td><td>0</td><td>0,00%</td></tr> <tr><td>6</td><td>Antonietta GALASSO</td><td>0</td><td>0,00%</td></tr> <tr><td>7</td><td>Antonio SCARCIA</td><td>0</td><td>0,00%</td></tr> <tr><td>8</td><td>Michelina CURATOLO</td><td>0</td><td>0,00%</td></tr> <tr><td>9</td><td>Luigia SCIMENES</td><td>4</td><td>3,41%</td></tr> <tr><td>10</td><td>Anna Maria MONTEMITRO</td><td>0</td><td>0,00%</td></tr> <tr><td>11</td><td>Armando QUAGLIA</td><td>0</td><td>0,00%</td></tr> <tr><td>12</td><td>Ersilia CLEMENTE</td><td>0</td><td>0,00%</td></tr> </table> | 1 | Angela NARDELLA | 47 | 40,17% | 2 | Tommaso RUSSO | 33 | 28,20% | 3 | Michele PERILLI | 24 | 20,51% | 4 | Concetta Antonia D'ANDREA | 9 | 7,69% | 5 | Caterina GALASSO | 0 | 0,00% | 6 | Antonietta GALASSO | 0 | 0,00% | 7 | Antonio SCARCIA | 0 | 0,00% | 8 | Michelina CURATOLO | 0 | 0,00% | 9 | Luigia SCIMENES | 4 | 3,41% | 10 | Anna Maria MONTEMITRO | 0 | 0,00% | 11 | Armando QUAGLIA | 0 | 0,00% | 12 | Ersilia CLEMENTE | 0 | 0,00% | | | | | | | | | | | | | | | | |
| 1 | Angela NARDELLA | 47 | 40,17% | | | | | | | | | | | | | | | | | | | | | | | | | | | | | | | | | | | | | | | | | | | | | | | | | | | | | | | | | | | | | | |
| 2 | Tommaso RUSSO | 33 | 28,20% | | | | | | | | | | | | | | | | | | | | | | | | | | | | | | | | | | | | | | | | | | | | | | | | | | | | | | | | | | | | | | |
| 3 | Michele PERILLI | 24 | 20,51% | | | | | | | | | | | | | | | | | | | | | | | | | | | | | | | | | | | | | | | | | | | | | | | | | | | | | | | | | | | | | | |
| 4 | Concetta Antonia D'ANDREA | 9 | 7,69% | | | | | | | | | | | | | | | | | | | | | | | | | | | | | | | | | | | | | | | | | | | | | | | | | | | | | | | | | | | | | | |
| 5 | Caterina GALASSO | 0 | 0,00% | | | | | | | | | | | | | | | | | | | | | | | | | | | | | | | | | | | | | | | | | | | | | | | | | | | | | | | | | | | | | | |
| 6 | Antonietta GALASSO | 0 | 0,00% | | | | | | | | | | | | | | | | | | | | | | | | | | | | | | | | | | | | | | | | | | | | | | | | | | | | | | | | | | | | | | |
| 7 | Antonio SCARCIA | 0 | 0,00% | | | | | | | | | | | | | | | | | | | | | | | | | | | | | | | | | | | | | | | | | | | | | | | | | | | | | | | | | | | | | | |
| 8 | Michelina CURATOLO | 0 | 0,00% | | | | | | | | | | | | | | | | | | | | | | | | | | | | | | | | | | | | | | | | | | | | | | | | | | | | | | | | | | | | | | |
| 9 | Luigia SCIMENES | 4 | 3,41% | | | | | | | | | | | | | | | | | | | | | | | | | | | | | | | | | | | | | | | | | | | | | | | | | | | | | | | | | | | | | | |
| 10 | Anna Maria MONTEMITRO | 0 | 0,00% | | | | | | | | | | | | | | | | | | | | | | | | | | | | | | | | | | | | | | | | | | | | | | | | | | | | | | | | | | | | | | |
| 11 | Armando QUAGLIA | 0 | 0,00% | | | | | | | | | | | | | | | | | | | | | | | | | | | | | | | | | | | | | | | | | | | | | | | | | | | | | | | | | | | | | | |
| 12 | Ersilia CLEMENTE | 0 | 0,00% | | | | | | | | | | | | | | | | | | | | | | | | | | | | | | | | | | | | | | | | | | | | | | | | | | | | | | | | | | | | | | |
| <p>RIFONDAZIONE COMUNISTI ITALIANI</p> <p>0,81%</p>  <p>voti 82</p> | <table border="0"> <tr><td>1</td><td>Simone FIORILLO</td><td>25</td><td>96,15%</td></tr> <tr><td>2</td><td>Roberto CONSIGLIO</td><td>0</td><td>0,00%</td></tr> <tr><td>3</td><td>Luigi IANNO</td><td>0</td><td>0,00%</td></tr> <tr><td>4</td><td>Mario GIAGNORIO</td><td>1</td><td>3,84%</td></tr> <tr><td>5</td><td>Gennaro PETRUCCELLI</td><td>0</td><td>0,00%</td></tr> <tr><td>6</td><td>Matteo GUERRIERI</td><td>0</td><td>0,00%</td></tr> <tr><td>7</td><td>Luciano LIMOSANI</td><td>0</td><td>0,00%</td></tr> <tr><td>8</td><td>Nazario FRANCAVILLA</td><td>0</td><td>0,00%</td></tr> <tr><td>9</td><td>Michelina TARDIO</td><td>0</td><td>0,00%</td></tr> <tr><td>10</td><td>Antonio TORRE</td><td>0</td><td>0,00%</td></tr> <tr><td>11</td><td>Antonio DI CARLO</td><td>0</td><td>0,00%</td></tr> </table> | 1 | Simone FIORILLO | 25 | 96,15% | 2 | Roberto CONSIGLIO | 0 | 0,00% | 3 | Luigi IANNO | 0 | 0,00% | 4 | Mario GIAGNORIO | 1 | 3,84% | 5 | Gennaro PETRUCCELLI | 0 | 0,00% | 6 | Matteo GUERRIERI | 0 | 0,00% | 7 | Luciano LIMOSANI | 0 | 0,00% | 8 | Nazario FRANCAVILLA | 0 | 0,00% | 9 | Michelina TARDIO | 0 | 0,00% | 10 | Antonio TORRE | 0 | 0,00% | 11 | Antonio DI CARLO | 0 | 0,00% | | | | | | | | | | | | | | | | | | | | |
| 1 | Simone FIORILLO | 25 | 96,15% | | | | | | | | | | | | | | | | | | | | | | | | | | | | | | | | | | | | | | | | | | | | | | | | | | | | | | | | | | | | | | |
| 2 | Roberto CONSIGLIO | 0 | 0,00% | | | | | | | | | | | | | | | | | | | | | | | | | | | | | | | | | | | | | | | | | | | | | | | | | | | | | | | | | | | | | | |
| 3 | Luigi IANNO | 0 | 0,00% | | | | | | | | | | | | | | | | | | | | | | | | | | | | | | | | | | | | | | | | | | | | | | | | | | | | | | | | | | | | | | |
| 4 | Mario GIAGNORIO | 1 | 3,84% | | | | | | | | | | | | | | | | | | | | | | | | | | | | | | | | | | | | | | | | | | | | | | | | | | | | | | | | | | | | | | |
| 5 | Gennaro PETRUCCELLI | 0 | 0,00% | | | | | | | | | | | | | | | | | | | | | | | | | | | | | | | | | | | | | | | | | | | | | | | | | | | | | | | | | | | | | | |
| 6 | Matteo GUERRIERI | 0 | 0,00% | | | | | | | | | | | | | | | | | | | | | | | | | | | | | | | | | | | | | | | | | | | | | | | | | | | | | | | | | | | | | | |
| 7 | Luciano LIMOSANI | 0 | 0,00% | | | | | | | | | | | | | | | | | | | | | | | | | | | | | | | | | | | | | | | | | | | | | | | | | | | | | | | | | | | | | | |
| 8 | Nazario FRANCAVILLA | 0 | 0,00% | | | | | | | | | | | | | | | | | | | | | | | | | | | | | | | | | | | | | | | | | | | | | | | | | | | | | | | | | | | | | | |
| 9 | Michelina TARDIO | 0 | 0,00% | | | | | | | | | | | | | | | | | | | | | | | | | | | | | | | | | | | | | | | | | | | | | | | | | | | | | | | | | | | | | | |
| 10 | Antonio TORRE | 0 | 0,00% | | | | | | | | | | | | | | | | | | | | | | | | | | | | | | | | | | | | | | | | | | | | | | | | | | | | | | | | | | | | | | |
| 11 | Antonio DI CARLO | 0 | 0,00% | | | | | | | | | | | | | | | | | | | | | | | | | | | | | | | | | | | | | | | | | | | | | | | | | | | | | | | | | | | | | | |
| <p>PARTITO SOCIALISTA ITALIANO</p> <p>0,81%</p>  <p>voti 82</p> | <table border="0"> <tr><td>1</td><td>Antonio TURZO</td><td>10</td><td>47,61%</td></tr> <tr><td>2</td><td>Matteo MONTEMITRO</td><td>7</td><td>33,33%</td></tr> <tr><td>3</td><td>Angelo GIAGNORIO</td><td>4</td><td>19,04%</td></tr> <tr><td>4</td><td>Francesca Antonia Mariateresa ROSCIGLIONE</td><td>0</td><td>0,00%</td></tr> <tr><td>5</td><td>Concetta BISCEGLIE</td><td>0</td><td>0,00%</td></tr> <tr><td>6</td><td>Paolo MELFITANO</td><td>0</td><td>0,00%</td></tr> <tr><td>7</td><td>Fernando COLA ANTONINI</td><td>0</td><td>0,00%</td></tr> <tr><td>8</td><td>Antonino CERICOLA detto Ninni</td><td>0</td><td>0,00%</td></tr> <tr><td>9</td><td>Antonio PIEMONTESE</td><td>0</td><td>0,00%</td></tr> <tr><td>10</td><td>Pasquale FRANCO detto Lilino</td><td>0</td><td>0,00%</td></tr> <tr><td>11</td><td>Massimo DI GENNARO</td><td>0</td><td>0,00%</td></tr> <tr><td>12</td><td>Luigi la GALA</td><td>0</td><td>0,00%</td></tr> <tr><td>13</td><td>Salvatore delli CARRI</td><td>0</td><td>0,00%</td></tr> <tr><td>14</td><td>Angelo Matteo DI CATALDO</td><td>0</td><td>0,00%</td></tr> </table> | 1 | Antonio TURZO | 10 | 47,61% | 2 | Matteo MONTEMITRO | 7 | 33,33% | 3 | Angelo GIAGNORIO | 4 | 19,04% | 4 | Francesca Antonia Mariateresa ROSCIGLIONE | 0 | 0,00% | 5 | Concetta BISCEGLIE | 0 | 0,00% | 6 | Paolo MELFITANO | 0 | 0,00% | 7 | Fernando COLA ANTONINI | 0 | 0,00% | 8 | Antonino CERICOLA detto Ninni | 0 | 0,00% | 9 | Antonio PIEMONTESE | 0 | 0,00% | 10 | Pasquale FRANCO detto Lilino | 0 | 0,00% | 11 | Massimo DI GENNARO | 0 | 0,00% | 12 | Luigi la GALA | 0 | 0,00% | 13 | Salvatore delli CARRI | 0 | 0,00% | 14 | Angelo Matteo DI CATALDO | 0 | 0,00% | | | | | | | | |
| 1 | Antonio TURZO | 10 | 47,61% | | | | | | | | | | | | | | | | | | | | | | | | | | | | | | | | | | | | | | | | | | | | | | | | | | | | | | | | | | | | | | |
| 2 | Matteo MONTEMITRO | 7 | 33,33% | | | | | | | | | | | | | | | | | | | | | | | | | | | | | | | | | | | | | | | | | | | | | | | | | | | | | | | | | | | | | | |
| 3 | Angelo GIAGNORIO | 4 | 19,04% | | | | | | | | | | | | | | | | | | | | | | | | | | | | | | | | | | | | | | | | | | | | | | | | | | | | | | | | | | | | | | |
| 4 | Francesca Antonia Mariateresa ROSCIGLIONE | 0 | 0,00% | | | | | | | | | | | | | | | | | | | | | | | | | | | | | | | | | | | | | | | | | | | | | | | | | | | | | | | | | | | | | | |
| 5 | Concetta BISCEGLIE | 0 | 0,00% | | | | | | | | | | | | | | | | | | | | | | | | | | | | | | | | | | | | | | | | | | | | | | | | | | | | | | | | | | | | | | |
| 6 | Paolo MELFITANO | 0 | 0,00% | | | | | | | | | | | | | | | | | | | | | | | | | | | | | | | | | | | | | | | | | | | | | | | | | | | | | | | | | | | | | | |
| 7 | Fernando COLA ANTONINI | 0 | 0,00% | | | | | | | | | | | | | | | | | | | | | | | | | | | | | | | | | | | | | | | | | | | | | | | | | | | | | | | | | | | | | | |
| 8 | Antonino CERICOLA detto Ninni | 0 | 0,00% | | | | | | | | | | | | | | | | | | | | | | | | | | | | | | | | | | | | | | | | | | | | | | | | | | | | | | | | | | | | | | |
| 9 | Antonio PIEMONTESE | 0 | 0,00% | | | | | | | | | | | | | | | | | | | | | | | | | | | | | | | | | | | | | | | | | | | | | | | | | | | | | | | | | | | | | | |
| 10 | Pasquale FRANCO detto Lilino | 0 | 0,00% | | | | | | | | | | | | | | | | | | | | | | | | | | | | | | | | | | | | | | | | | | | | | | | | | | | | | | | | | | | | | | |
| 11 | Massimo DI GENNARO | 0 | 0,00% | | | | | | | | | | | | | | | | | | | | | | | | | | | | | | | | | | | | | | | | | | | | | | | | | | | | | | | | | | | | | | |
| 12 | Luigi la GALA | 0 | 0,00% | | | | | | | | | | | | | | | | | | | | | | | | | | | | | | | | | | | | | | | | | | | | | | | | | | | | | | | | | | | | | | |
| 13 | Salvatore delli CARRI | 0 | 0,00% | | | | | | | | | | | | | | | | | | | | | | | | | | | | | | | | | | | | | | | | | | | | | | | | | | | | | | | | | | | | | | |
| 14 | Angelo Matteo DI CATALDO | 0 | 0,00% | | | | | | | | | | | | | | | | | | | | | | | | | | | | | | | | | | | | | | | | | | | | | | | | | | | | | | | | | | | | | | |

| | | | | | | | | | | | | | | | | | | | | | | | | | | | | | | | | | | | | | | | | | | | | | | | | | | | | | | | | | | | | | | | | | |
|---|---|-----|------------------------------------|----|--------|---|-------------------|-----|--------|---|-------------------------|-----|--------|---|--------------------|----|-------|---|-----------------|----|-------|---|--------------------|-----|-------|---|-----------------------------|-----|--------|---|----------------------------|-----|--------|---|----------------------|----|-------|----|--------------------|----|-------|----|-----------------------------|----|-------|----|-------------------|----|-------|----|----------------------------|----|-------|----|--------------------------|-----|-------|----|--------------------|-----|--------|----|----------------|----|--------|
| <p>PARTITO DEMOCRATICO</p> <p>9,85%</p>  <p>voti 994</p> | <table border="0"> <tr><td>1</td><td>Nicandro BISCOTTI</td><td>18</td><td>1,98%</td></tr> <tr><td>2</td><td>Andrea Ciavarella</td><td>10</td><td>1,10%</td></tr> <tr><td>3</td><td>Mario D`AMBROSIO</td><td>195</td><td>21,49%</td></tr> <tr><td>4</td><td>Nicandro D'APOTE</td><td>35</td><td>3,85%</td></tr> <tr><td>5</td><td>Angela DE PILLA</td><td>6</td><td>0,66%</td></tr> <tr><td>6</td><td>Antonio DEL MASTRO</td><td>26</td><td>2,86%</td></tr> <tr><td>7</td><td>Michele FRASCARIA</td><td>145</td><td>15,98%</td></tr> <tr><td>8</td><td>Antonio GAMBUTO detto Nino</td><td>107</td><td>11,79%</td></tr> <tr><td>9</td><td>Rossana MASTROLORITO</td><td>11</td><td>1,21%</td></tr> <tr><td>10</td><td>Giovanni PAGANELLA</td><td>60</td><td>6,61%</td></tr> <tr><td>11</td><td>Angelo PERLINO</td><td>16</td><td>1,76%</td></tr> <tr><td>12</td><td>Berardino SASSANO</td><td>23</td><td>2,53%</td></tr> <tr><td>13</td><td>Michele SENISI</td><td>19</td><td>2,09%</td></tr> <tr><td>14</td><td>Annunziata Cinzia TENACE</td><td>31</td><td>3,41%</td></tr> <tr><td>15</td><td>Riccardo TRICARICO</td><td>109</td><td>12,01%</td></tr> <tr><td>16</td><td>Matteo VOCALE</td><td>96</td><td>10,58%</td></tr> </table> | 1 | Nicandro BISCOTTI | 18 | 1,98% | 2 | Andrea Ciavarella | 10 | 1,10% | 3 | Mario D`AMBROSIO | 195 | 21,49% | 4 | Nicandro D'APOTE | 35 | 3,85% | 5 | Angela DE PILLA | 6 | 0,66% | 6 | Antonio DEL MASTRO | 26 | 2,86% | 7 | Michele FRASCARIA | 145 | 15,98% | 8 | Antonio GAMBUTO detto Nino | 107 | 11,79% | 9 | Rossana MASTROLORITO | 11 | 1,21% | 10 | Giovanni PAGANELLA | 60 | 6,61% | 11 | Angelo PERLINO | 16 | 1,76% | 12 | Berardino SASSANO | 23 | 2,53% | 13 | Michele SENISI | 19 | 2,09% | 14 | Annunziata Cinzia TENACE | 31 | 3,41% | 15 | Riccardo TRICARICO | 109 | 12,01% | 16 | Matteo VOCALE | 96 | 10,58% |
| 1 | Nicandro BISCOTTI | 18 | 1,98% | | | | | | | | | | | | | | | | | | | | | | | | | | | | | | | | | | | | | | | | | | | | | | | | | | | | | | | | | | | | | | |
| 2 | Andrea Ciavarella | 10 | 1,10% | | | | | | | | | | | | | | | | | | | | | | | | | | | | | | | | | | | | | | | | | | | | | | | | | | | | | | | | | | | | | | |
| 3 | Mario D`AMBROSIO | 195 | 21,49% | | | | | | | | | | | | | | | | | | | | | | | | | | | | | | | | | | | | | | | | | | | | | | | | | | | | | | | | | | | | | | |
| 4 | Nicandro D'APOTE | 35 | 3,85% | | | | | | | | | | | | | | | | | | | | | | | | | | | | | | | | | | | | | | | | | | | | | | | | | | | | | | | | | | | | | | |
| 5 | Angela DE PILLA | 6 | 0,66% | | | | | | | | | | | | | | | | | | | | | | | | | | | | | | | | | | | | | | | | | | | | | | | | | | | | | | | | | | | | | | |
| 6 | Antonio DEL MASTRO | 26 | 2,86% | | | | | | | | | | | | | | | | | | | | | | | | | | | | | | | | | | | | | | | | | | | | | | | | | | | | | | | | | | | | | | |
| 7 | Michele FRASCARIA | 145 | 15,98% | | | | | | | | | | | | | | | | | | | | | | | | | | | | | | | | | | | | | | | | | | | | | | | | | | | | | | | | | | | | | | |
| 8 | Antonio GAMBUTO detto Nino | 107 | 11,79% | | | | | | | | | | | | | | | | | | | | | | | | | | | | | | | | | | | | | | | | | | | | | | | | | | | | | | | | | | | | | | |
| 9 | Rossana MASTROLORITO | 11 | 1,21% | | | | | | | | | | | | | | | | | | | | | | | | | | | | | | | | | | | | | | | | | | | | | | | | | | | | | | | | | | | | | | |
| 10 | Giovanni PAGANELLA | 60 | 6,61% | | | | | | | | | | | | | | | | | | | | | | | | | | | | | | | | | | | | | | | | | | | | | | | | | | | | | | | | | | | | | | |
| 11 | Angelo PERLINO | 16 | 1,76% | | | | | | | | | | | | | | | | | | | | | | | | | | | | | | | | | | | | | | | | | | | | | | | | | | | | | | | | | | | | | | |
| 12 | Berardino SASSANO | 23 | 2,53% | | | | | | | | | | | | | | | | | | | | | | | | | | | | | | | | | | | | | | | | | | | | | | | | | | | | | | | | | | | | | | |
| 13 | Michele SENISI | 19 | 2,09% | | | | | | | | | | | | | | | | | | | | | | | | | | | | | | | | | | | | | | | | | | | | | | | | | | | | | | | | | | | | | | |
| 14 | Annunziata Cinzia TENACE | 31 | 3,41% | | | | | | | | | | | | | | | | | | | | | | | | | | | | | | | | | | | | | | | | | | | | | | | | | | | | | | | | | | | | | | |
| 15 | Riccardo TRICARICO | 109 | 12,01% | | | | | | | | | | | | | | | | | | | | | | | | | | | | | | | | | | | | | | | | | | | | | | | | | | | | | | | | | | | | | | |
| 16 | Matteo VOCALE | 96 | 10,58% | | | | | | | | | | | | | | | | | | | | | | | | | | | | | | | | | | | | | | | | | | | | | | | | | | | | | | | | | | | | | | |
| <p>DI PIETRO ITALIA DEI VALORI</p> <p>1,69%</p>  <p>voti 171</p> | <table border="0"> <tr><td>1</td><td>Michele CURSIO detto Grtton</td><td>73</td><td>48,34%</td></tr> <tr><td>2</td><td>Giuseppe PAPA</td><td>16</td><td>10,59%</td></tr> <tr><td>3</td><td>Carmine RAGO</td><td>26</td><td>17,21%</td></tr> <tr><td>4</td><td>Nazario PIZZARELLI</td><td>1</td><td>0,66%</td></tr> <tr><td>5</td><td>Elio GIAGNORIO</td><td>6</td><td>3,97%</td></tr> <tr><td>6</td><td>Michael FLENA</td><td>1</td><td>0,66%</td></tr> <tr><td>7</td><td>Marica ALTIERI</td><td>0</td><td>0,00%</td></tr> <tr><td>8</td><td>Michelangelo DE LUCA</td><td>20</td><td>13,24%</td></tr> <tr><td>9</td><td>Michela CANISTRO</td><td>0</td><td>0,00%</td></tr> <tr><td>10</td><td>Michele MONACO</td><td>8</td><td>5,29%</td></tr> <tr><td>11</td><td>Nicandro DE FILIPPIS</td><td>0</td><td>0,00%</td></tr> <tr><td>12</td><td>Nazzario SASSANO</td><td>0</td><td>0,00%</td></tr> <tr><td>13</td><td>Lucia FERRAZZANO</td><td>0</td><td>0,00%</td></tr> </table> | 1 | Michele CURSIO detto Grtton | 73 | 48,34% | 2 | Giuseppe PAPA | 16 | 10,59% | 3 | Carmine RAGO | 26 | 17,21% | 4 | Nazario PIZZARELLI | 1 | 0,66% | 5 | Elio GIAGNORIO | 6 | 3,97% | 6 | Michael FLENA | 1 | 0,66% | 7 | Marica ALTIERI | 0 | 0,00% | 8 | Michelangelo DE LUCA | 20 | 13,24% | 9 | Michela CANISTRO | 0 | 0,00% | 10 | Michele MONACO | 8 | 5,29% | 11 | Nicandro DE FILIPPIS | 0 | 0,00% | 12 | Nazzario SASSANO | 0 | 0,00% | 13 | Lucia FERRAZZANO | 0 | 0,00% | | | | | | | | | | | | |
| 1 | Michele CURSIO detto Grtton | 73 | 48,34% | | | | | | | | | | | | | | | | | | | | | | | | | | | | | | | | | | | | | | | | | | | | | | | | | | | | | | | | | | | | | | |
| 2 | Giuseppe PAPA | 16 | 10,59% | | | | | | | | | | | | | | | | | | | | | | | | | | | | | | | | | | | | | | | | | | | | | | | | | | | | | | | | | | | | | | |
| 3 | Carmine RAGO | 26 | 17,21% | | | | | | | | | | | | | | | | | | | | | | | | | | | | | | | | | | | | | | | | | | | | | | | | | | | | | | | | | | | | | | |
| 4 | Nazario PIZZARELLI | 1 | 0,66% | | | | | | | | | | | | | | | | | | | | | | | | | | | | | | | | | | | | | | | | | | | | | | | | | | | | | | | | | | | | | | |
| 5 | Elio GIAGNORIO | 6 | 3,97% | | | | | | | | | | | | | | | | | | | | | | | | | | | | | | | | | | | | | | | | | | | | | | | | | | | | | | | | | | | | | | |
| 6 | Michael FLENA | 1 | 0,66% | | | | | | | | | | | | | | | | | | | | | | | | | | | | | | | | | | | | | | | | | | | | | | | | | | | | | | | | | | | | | | |
| 7 | Marica ALTIERI | 0 | 0,00% | | | | | | | | | | | | | | | | | | | | | | | | | | | | | | | | | | | | | | | | | | | | | | | | | | | | | | | | | | | | | | |
| 8 | Michelangelo DE LUCA | 20 | 13,24% | | | | | | | | | | | | | | | | | | | | | | | | | | | | | | | | | | | | | | | | | | | | | | | | | | | | | | | | | | | | | | |
| 9 | Michela CANISTRO | 0 | 0,00% | | | | | | | | | | | | | | | | | | | | | | | | | | | | | | | | | | | | | | | | | | | | | | | | | | | | | | | | | | | | | | |
| 10 | Michele MONACO | 8 | 5,29% | | | | | | | | | | | | | | | | | | | | | | | | | | | | | | | | | | | | | | | | | | | | | | | | | | | | | | | | | | | | | | |
| 11 | Nicandro DE FILIPPIS | 0 | 0,00% | | | | | | | | | | | | | | | | | | | | | | | | | | | | | | | | | | | | | | | | | | | | | | | | | | | | | | | | | | | | | | |
| 12 | Nazzario SASSANO | 0 | 0,00% | | | | | | | | | | | | | | | | | | | | | | | | | | | | | | | | | | | | | | | | | | | | | | | | | | | | | | | | | | | | | | |
| 13 | Lucia FERRAZZANO | 0 | 0,00% | | | | | | | | | | | | | | | | | | | | | | | | | | | | | | | | | | | | | | | | | | | | | | | | | | | | | | | | | | | | | | |
| <p>U.D.EUR POPOLARI per IL SUD</p> <p>11,36%</p>  <p>voti 1.147</p> | <table border="0"> <tr><td>1</td><td>Grazia AUGELLO</td><td>10</td><td>0,91%</td></tr> <tr><td>2</td><td>Michele DENTALE</td><td>108</td><td>9,90%</td></tr> <tr><td>3</td><td>Giacomo DI LELLA</td><td>13</td><td>1,19%</td></tr> <tr><td>4</td><td>Michele FERRAZZANO</td><td>0</td><td>0,00%</td></tr> <tr><td>5</td><td>Pietro FOSCHI</td><td>94</td><td>8,62%</td></tr> <tr><td>6</td><td>Angelo GALASSO</td><td>106</td><td>9,72%</td></tr> <tr><td>7</td><td>Mario Lucio GIORDANO</td><td>217</td><td>19,90%</td></tr> <tr><td>8</td><td>Nicola GRIFA</td><td>94</td><td>8,62%</td></tr> <tr><td>9</td><td>Michelina MARINO</td><td>26</td><td>2,38%</td></tr> <tr><td>10</td><td>Vincenzo MARUZZI</td><td>59</td><td>5,41%</td></tr> <tr><td>11</td><td>Giovanni Antonio MONTEMITRO</td><td>12</td><td>1,10%</td></tr> <tr><td>12</td><td>Vincenzo RUSSO</td><td>25</td><td>2,29%</td></tr> <tr><td>13</td><td>Francesco Antonio SOLLITTO</td><td>25</td><td>2,29%</td></tr> <tr><td>14</td><td>Pietro TANCREDI</td><td>103</td><td>9,44%</td></tr> <tr><td>15</td><td>Nicandro VIGILANTE</td><td>107</td><td>9,81%</td></tr> <tr><td>16</td><td>Michele VITALE</td><td>91</td><td>8,34%</td></tr> </table> | 1 | Grazia AUGELLO | 10 | 0,91% | 2 | Michele DENTALE | 108 | 9,90% | 3 | Giacomo DI LELLA | 13 | 1,19% | 4 | Michele FERRAZZANO | 0 | 0,00% | 5 | Pietro FOSCHI | 94 | 8,62% | 6 | Angelo GALASSO | 106 | 9,72% | 7 | Mario Lucio GIORDANO | 217 | 19,90% | 8 | Nicola GRIFA | 94 | 8,62% | 9 | Michelina MARINO | 26 | 2,38% | 10 | Vincenzo MARUZZI | 59 | 5,41% | 11 | Giovanni Antonio MONTEMITRO | 12 | 1,10% | 12 | Vincenzo RUSSO | 25 | 2,29% | 13 | Francesco Antonio SOLLITTO | 25 | 2,29% | 14 | Pietro TANCREDI | 103 | 9,44% | 15 | Nicandro VIGILANTE | 107 | 9,81% | 16 | Michele VITALE | 91 | 8,34% |
| 1 | Grazia AUGELLO | 10 | 0,91% | | | | | | | | | | | | | | | | | | | | | | | | | | | | | | | | | | | | | | | | | | | | | | | | | | | | | | | | | | | | | | |
| 2 | Michele DENTALE | 108 | 9,90% | | | | | | | | | | | | | | | | | | | | | | | | | | | | | | | | | | | | | | | | | | | | | | | | | | | | | | | | | | | | | | |
| 3 | Giacomo DI LELLA | 13 | 1,19% | | | | | | | | | | | | | | | | | | | | | | | | | | | | | | | | | | | | | | | | | | | | | | | | | | | | | | | | | | | | | | |
| 4 | Michele FERRAZZANO | 0 | 0,00% | | | | | | | | | | | | | | | | | | | | | | | | | | | | | | | | | | | | | | | | | | | | | | | | | | | | | | | | | | | | | | |
| 5 | Pietro FOSCHI | 94 | 8,62% | | | | | | | | | | | | | | | | | | | | | | | | | | | | | | | | | | | | | | | | | | | | | | | | | | | | | | | | | | | | | | |
| 6 | Angelo GALASSO | 106 | 9,72% | | | | | | | | | | | | | | | | | | | | | | | | | | | | | | | | | | | | | | | | | | | | | | | | | | | | | | | | | | | | | | |
| 7 | Mario Lucio GIORDANO | 217 | 19,90% | | | | | | | | | | | | | | | | | | | | | | | | | | | | | | | | | | | | | | | | | | | | | | | | | | | | | | | | | | | | | | |
| 8 | Nicola GRIFA | 94 | 8,62% | | | | | | | | | | | | | | | | | | | | | | | | | | | | | | | | | | | | | | | | | | | | | | | | | | | | | | | | | | | | | | |
| 9 | Michelina MARINO | 26 | 2,38% | | | | | | | | | | | | | | | | | | | | | | | | | | | | | | | | | | | | | | | | | | | | | | | | | | | | | | | | | | | | | | |
| 10 | Vincenzo MARUZZI | 59 | 5,41% | | | | | | | | | | | | | | | | | | | | | | | | | | | | | | | | | | | | | | | | | | | | | | | | | | | | | | | | | | | | | | |
| 11 | Giovanni Antonio MONTEMITRO | 12 | 1,10% | | | | | | | | | | | | | | | | | | | | | | | | | | | | | | | | | | | | | | | | | | | | | | | | | | | | | | | | | | | | | | |
| 12 | Vincenzo RUSSO | 25 | 2,29% | | | | | | | | | | | | | | | | | | | | | | | | | | | | | | | | | | | | | | | | | | | | | | | | | | | | | | | | | | | | | | |
| 13 | Francesco Antonio SOLLITTO | 25 | 2,29% | | | | | | | | | | | | | | | | | | | | | | | | | | | | | | | | | | | | | | | | | | | | | | | | | | | | | | | | | | | | | | |
| 14 | Pietro TANCREDI | 103 | 9,44% | | | | | | | | | | | | | | | | | | | | | | | | | | | | | | | | | | | | | | | | | | | | | | | | | | | | | | | | | | | | | | |
| 15 | Nicandro VIGILANTE | 107 | 9,81% | | | | | | | | | | | | | | | | | | | | | | | | | | | | | | | | | | | | | | | | | | | | | | | | | | | | | | | | | | | | | | |
| 16 | Michele VITALE | 91 | 8,34% | | | | | | | | | | | | | | | | | | | | | | | | | | | | | | | | | | | | | | | | | | | | | | | | | | | | | | | | | | | | | | |

| | | | | | | | | | | | | | | | | | | | | | | | | | | | | | | | | | | | | | | | | | | | | | | | | | | | | | | | | | | | | | | | | | |
|---|--|-----|--------------------------|-----|--------|---|-------------------------|-----|--------|---|---------------------------|-----|--------|---|--------------------------------|----|--------|---|---------------------|----|-------|---|-------------------|----|--------|---|--------------------|-----|--------|---|-------------------|----|-------|---|--------------------------------|----|-------|----|-----------------|----|-------|----|--------------------|----|-------|----|---------------------|---|-------|----|---------------------|---|-------|----|---------------------|----|-------|----|------------------|----|-------|----|---------------------|----|-------|
| <p>ALLEANZA DI CENTRO PIONATI ADC</p> <p>6,99%</p>  <p>voti 706</p> | <table border="0"> <tr><td>1</td><td>Mario Nazario TOGNARELLI</td><td>134</td><td>19,00%</td></tr> <tr><td>2</td><td>Vincenzo RENDINA</td><td>59</td><td>8,36%</td></tr> <tr><td>3</td><td>Vincenzo LIBERO</td><td>163</td><td>23,12%</td></tr> <tr><td>4</td><td>Francesco Raffaele CASTELLUCCI</td><td>22</td><td>3,12%</td></tr> <tr><td>5</td><td>Rosanna MONTEMITRO</td><td>24</td><td>3,40%</td></tr> <tr><td>6</td><td>Leonardo GIORDANO</td><td>71</td><td>10,07%</td></tr> <tr><td>7</td><td>Domenico FALLUCCHI</td><td>155</td><td>21,98%</td></tr> <tr><td>8</td><td>Francesco PALMA</td><td>9</td><td>1,27%</td></tr> <tr><td>9</td><td>Loredana Giuseppina CAMARDELLA</td><td>34</td><td>4,82%</td></tr> <tr><td>10</td><td>Franco GABRIELE</td><td>11</td><td>1,56%</td></tr> <tr><td>11</td><td>Federico FEBBRAIO</td><td>0</td><td>0,00%</td></tr> <tr><td>12</td><td>Valentino BONFITTO</td><td>0</td><td>0,00%</td></tr> <tr><td>13</td><td>Lucia PAPA</td><td>6</td><td>0,85%</td></tr> <tr><td>14</td><td>Nazario GIOVANDITTO</td><td>2</td><td>0,28%</td></tr> <tr><td>15</td><td>Luigi DANIELE</td><td>12</td><td>1,70%</td></tr> <tr><td>16</td><td>Grazia Maria SOCCIO</td><td>3</td><td>0,42%</td></tr> </table> | 1 | Mario Nazario TOGNARELLI | 134 | 19,00% | 2 | Vincenzo RENDINA | 59 | 8,36% | 3 | Vincenzo LIBERO | 163 | 23,12% | 4 | Francesco Raffaele CASTELLUCCI | 22 | 3,12% | 5 | Rosanna MONTEMITRO | 24 | 3,40% | 6 | Leonardo GIORDANO | 71 | 10,07% | 7 | Domenico FALLUCCHI | 155 | 21,98% | 8 | Francesco PALMA | 9 | 1,27% | 9 | Loredana Giuseppina CAMARDELLA | 34 | 4,82% | 10 | Franco GABRIELE | 11 | 1,56% | 11 | Federico FEBBRAIO | 0 | 0,00% | 12 | Valentino BONFITTO | 0 | 0,00% | 13 | Lucia PAPA | 6 | 0,85% | 14 | Nazario GIOVANDITTO | 2 | 0,28% | 15 | Luigi DANIELE | 12 | 1,70% | 16 | Grazia Maria SOCCIO | 3 | 0,42% |
| 1 | Mario Nazario TOGNARELLI | 134 | 19,00% | | | | | | | | | | | | | | | | | | | | | | | | | | | | | | | | | | | | | | | | | | | | | | | | | | | | | | | | | | | | | | |
| 2 | Vincenzo RENDINA | 59 | 8,36% | | | | | | | | | | | | | | | | | | | | | | | | | | | | | | | | | | | | | | | | | | | | | | | | | | | | | | | | | | | | | | |
| 3 | Vincenzo LIBERO | 163 | 23,12% | | | | | | | | | | | | | | | | | | | | | | | | | | | | | | | | | | | | | | | | | | | | | | | | | | | | | | | | | | | | | | |
| 4 | Francesco Raffaele CASTELLUCCI | 22 | 3,12% | | | | | | | | | | | | | | | | | | | | | | | | | | | | | | | | | | | | | | | | | | | | | | | | | | | | | | | | | | | | | | |
| 5 | Rosanna MONTEMITRO | 24 | 3,40% | | | | | | | | | | | | | | | | | | | | | | | | | | | | | | | | | | | | | | | | | | | | | | | | | | | | | | | | | | | | | | |
| 6 | Leonardo GIORDANO | 71 | 10,07% | | | | | | | | | | | | | | | | | | | | | | | | | | | | | | | | | | | | | | | | | | | | | | | | | | | | | | | | | | | | | | |
| 7 | Domenico FALLUCCHI | 155 | 21,98% | | | | | | | | | | | | | | | | | | | | | | | | | | | | | | | | | | | | | | | | | | | | | | | | | | | | | | | | | | | | | | |
| 8 | Francesco PALMA | 9 | 1,27% | | | | | | | | | | | | | | | | | | | | | | | | | | | | | | | | | | | | | | | | | | | | | | | | | | | | | | | | | | | | | | |
| 9 | Loredana Giuseppina CAMARDELLA | 34 | 4,82% | | | | | | | | | | | | | | | | | | | | | | | | | | | | | | | | | | | | | | | | | | | | | | | | | | | | | | | | | | | | | | |
| 10 | Franco GABRIELE | 11 | 1,56% | | | | | | | | | | | | | | | | | | | | | | | | | | | | | | | | | | | | | | | | | | | | | | | | | | | | | | | | | | | | | | |
| 11 | Federico FEBBRAIO | 0 | 0,00% | | | | | | | | | | | | | | | | | | | | | | | | | | | | | | | | | | | | | | | | | | | | | | | | | | | | | | | | | | | | | | |
| 12 | Valentino BONFITTO | 0 | 0,00% | | | | | | | | | | | | | | | | | | | | | | | | | | | | | | | | | | | | | | | | | | | | | | | | | | | | | | | | | | | | | | |
| 13 | Lucia PAPA | 6 | 0,85% | | | | | | | | | | | | | | | | | | | | | | | | | | | | | | | | | | | | | | | | | | | | | | | | | | | | | | | | | | | | | | |
| 14 | Nazario GIOVANDITTO | 2 | 0,28% | | | | | | | | | | | | | | | | | | | | | | | | | | | | | | | | | | | | | | | | | | | | | | | | | | | | | | | | | | | | | | |
| 15 | Luigi DANIELE | 12 | 1,70% | | | | | | | | | | | | | | | | | | | | | | | | | | | | | | | | | | | | | | | | | | | | | | | | | | | | | | | | | | | | | | |
| 16 | Grazia Maria SOCCIO | 3 | 0,42% | | | | | | | | | | | | | | | | | | | | | | | | | | | | | | | | | | | | | | | | | | | | | | | | | | | | | | | | | | | | | | |
| <p>lista civica SOCIALISMO DAUNO</p> <p>3,58%</p>  <p>voti 362</p> | <table border="0"> <tr><td>1</td><td>Marylina MARUZZI</td><td>43</td><td>12,60%</td></tr> <tr><td>2</td><td>Tommaso STICOZZI</td><td>151</td><td>44,28%</td></tr> <tr><td>3</td><td>Domenico PANTALEO</td><td>84</td><td>24,63%</td></tr> <tr><td>4</td><td>Angelo GRAVINA</td><td>5</td><td>1,46%</td></tr> <tr><td>5</td><td>Mario MAZZEO</td><td>2</td><td>0,58%</td></tr> <tr><td>6</td><td>Giovanni BOCALE</td><td>10</td><td>2,93%</td></tr> <tr><td>7</td><td>Armando COPPOLA</td><td>9</td><td>2,63%</td></tr> <tr><td>8</td><td>Emanuele AMICUCCI</td><td>8</td><td>2,34%</td></tr> <tr><td>9</td><td>Vincenzo SOLIMANDO</td><td>11</td><td>3,22%</td></tr> <tr><td>10</td><td>Pietro GIULIANI</td><td>4</td><td>1,17%</td></tr> <tr><td>11</td><td>Michele ZACCAGNINO</td><td>11</td><td>3,22%</td></tr> <tr><td>12</td><td>Vincenzo BUCA</td><td>0</td><td>0,00%</td></tr> <tr><td>13</td><td>Domenico MARTINO</td><td>0</td><td>0,00%</td></tr> <tr><td>14</td><td>Luca ACCETTURA</td><td>0</td><td>0,00%</td></tr> <tr><td>15</td><td>Nicola CALVANO</td><td>3</td><td>0,87%</td></tr> <tr><td>16</td><td>Carmela LAMPIS</td><td>0</td><td>0,00%</td></tr> </table> | 1 | Marylina MARUZZI | 43 | 12,60% | 2 | Tommaso STICOZZI | 151 | 44,28% | 3 | Domenico PANTALEO | 84 | 24,63% | 4 | Angelo GRAVINA | 5 | 1,46% | 5 | Mario MAZZEO | 2 | 0,58% | 6 | Giovanni BOCALE | 10 | 2,93% | 7 | Armando COPPOLA | 9 | 2,63% | 8 | Emanuele AMICUCCI | 8 | 2,34% | 9 | Vincenzo SOLIMANDO | 11 | 3,22% | 10 | Pietro GIULIANI | 4 | 1,17% | 11 | Michele ZACCAGNINO | 11 | 3,22% | 12 | Vincenzo BUCA | 0 | 0,00% | 13 | Domenico MARTINO | 0 | 0,00% | 14 | Luca ACCETTURA | 0 | 0,00% | 15 | Nicola CALVANO | 3 | 0,87% | 16 | Carmela LAMPIS | 0 | 0,00% |
| 1 | Marylina MARUZZI | 43 | 12,60% | | | | | | | | | | | | | | | | | | | | | | | | | | | | | | | | | | | | | | | | | | | | | | | | | | | | | | | | | | | | | | |
| 2 | Tommaso STICOZZI | 151 | 44,28% | | | | | | | | | | | | | | | | | | | | | | | | | | | | | | | | | | | | | | | | | | | | | | | | | | | | | | | | | | | | | | |
| 3 | Domenico PANTALEO | 84 | 24,63% | | | | | | | | | | | | | | | | | | | | | | | | | | | | | | | | | | | | | | | | | | | | | | | | | | | | | | | | | | | | | | |
| 4 | Angelo GRAVINA | 5 | 1,46% | | | | | | | | | | | | | | | | | | | | | | | | | | | | | | | | | | | | | | | | | | | | | | | | | | | | | | | | | | | | | | |
| 5 | Mario MAZZEO | 2 | 0,58% | | | | | | | | | | | | | | | | | | | | | | | | | | | | | | | | | | | | | | | | | | | | | | | | | | | | | | | | | | | | | | |
| 6 | Giovanni BOCALE | 10 | 2,93% | | | | | | | | | | | | | | | | | | | | | | | | | | | | | | | | | | | | | | | | | | | | | | | | | | | | | | | | | | | | | | |
| 7 | Armando COPPOLA | 9 | 2,63% | | | | | | | | | | | | | | | | | | | | | | | | | | | | | | | | | | | | | | | | | | | | | | | | | | | | | | | | | | | | | | |
| 8 | Emanuele AMICUCCI | 8 | 2,34% | | | | | | | | | | | | | | | | | | | | | | | | | | | | | | | | | | | | | | | | | | | | | | | | | | | | | | | | | | | | | | |
| 9 | Vincenzo SOLIMANDO | 11 | 3,22% | | | | | | | | | | | | | | | | | | | | | | | | | | | | | | | | | | | | | | | | | | | | | | | | | | | | | | | | | | | | | | |
| 10 | Pietro GIULIANI | 4 | 1,17% | | | | | | | | | | | | | | | | | | | | | | | | | | | | | | | | | | | | | | | | | | | | | | | | | | | | | | | | | | | | | | |
| 11 | Michele ZACCAGNINO | 11 | 3,22% | | | | | | | | | | | | | | | | | | | | | | | | | | | | | | | | | | | | | | | | | | | | | | | | | | | | | | | | | | | | | | |
| 12 | Vincenzo BUCA | 0 | 0,00% | | | | | | | | | | | | | | | | | | | | | | | | | | | | | | | | | | | | | | | | | | | | | | | | | | | | | | | | | | | | | | |
| 13 | Domenico MARTINO | 0 | 0,00% | | | | | | | | | | | | | | | | | | | | | | | | | | | | | | | | | | | | | | | | | | | | | | | | | | | | | | | | | | | | | | |
| 14 | Luca ACCETTURA | 0 | 0,00% | | | | | | | | | | | | | | | | | | | | | | | | | | | | | | | | | | | | | | | | | | | | | | | | | | | | | | | | | | | | | | |
| 15 | Nicola CALVANO | 3 | 0,87% | | | | | | | | | | | | | | | | | | | | | | | | | | | | | | | | | | | | | | | | | | | | | | | | | | | | | | | | | | | | | | |
| 16 | Carmela LAMPIS | 0 | 0,00% | | | | | | | | | | | | | | | | | | | | | | | | | | | | | | | | | | | | | | | | | | | | | | | | | | | | | | | | | | | | | | |
| <p>lista civica TORRE</p> <p>4,44%</p>  <p>voti 448</p> | <table border="0"> <tr><td>1</td><td>Michelina CAVALLI</td><td>4</td><td>1,02%</td></tr> <tr><td>2</td><td>Angelo CERVONE</td><td>30</td><td>7,69%</td></tr> <tr><td>3</td><td>Sebastiano DE LUCA</td><td>104</td><td>26,66%</td></tr> <tr><td>4</td><td>Giovanni Carmine D'EMMA</td><td>68</td><td>17,43%</td></tr> <tr><td>5</td><td>Francesco FRANCIOSO</td><td>20</td><td>5,12%</td></tr> <tr><td>6</td><td>Pietro GAGGIANO</td><td>30</td><td>7,69%</td></tr> <tr><td>7</td><td>Luigi GIAGNORIO</td><td>13</td><td>3,33%</td></tr> <tr><td>8</td><td>Michele GIORDANO</td><td>17</td><td>4,35%</td></tr> <tr><td>9</td><td>Antonio GRANA</td><td>28</td><td>7,17%</td></tr> <tr><td>10</td><td>Nazario LUCIANO</td><td>12</td><td>3,07%</td></tr> <tr><td>11</td><td>Costanza MASCOLO</td><td>16</td><td>4,10%</td></tr> <tr><td>12</td><td>Felice MASTROLORITO</td><td>0</td><td>0,00%</td></tr> <tr><td>13</td><td>Domenico MONTEMITRO</td><td>8</td><td>2,05%</td></tr> <tr><td>14</td><td>Mario MONTEMITRO</td><td>13</td><td>3,33%</td></tr> <tr><td>15</td><td>Fabio VESPERTINO</td><td>8</td><td>2,05%</td></tr> <tr><td>16</td><td>Nazario VOCALE</td><td>19</td><td>4,87%</td></tr> </table> | 1 | Michelina CAVALLI | 4 | 1,02% | 2 | Angelo CERVONE | 30 | 7,69% | 3 | Sebastiano DE LUCA | 104 | 26,66% | 4 | Giovanni Carmine D'EMMA | 68 | 17,43% | 5 | Francesco FRANCIOSO | 20 | 5,12% | 6 | Pietro GAGGIANO | 30 | 7,69% | 7 | Luigi GIAGNORIO | 13 | 3,33% | 8 | Michele GIORDANO | 17 | 4,35% | 9 | Antonio GRANA | 28 | 7,17% | 10 | Nazario LUCIANO | 12 | 3,07% | 11 | Costanza MASCOLO | 16 | 4,10% | 12 | Felice MASTROLORITO | 0 | 0,00% | 13 | Domenico MONTEMITRO | 8 | 2,05% | 14 | Mario MONTEMITRO | 13 | 3,33% | 15 | Fabio VESPERTINO | 8 | 2,05% | 16 | Nazario VOCALE | 19 | 4,87% |
| 1 | Michelina CAVALLI | 4 | 1,02% | | | | | | | | | | | | | | | | | | | | | | | | | | | | | | | | | | | | | | | | | | | | | | | | | | | | | | | | | | | | | | |
| 2 | Angelo CERVONE | 30 | 7,69% | | | | | | | | | | | | | | | | | | | | | | | | | | | | | | | | | | | | | | | | | | | | | | | | | | | | | | | | | | | | | | |
| 3 | Sebastiano DE LUCA | 104 | 26,66% | | | | | | | | | | | | | | | | | | | | | | | | | | | | | | | | | | | | | | | | | | | | | | | | | | | | | | | | | | | | | | |
| 4 | Giovanni Carmine D'EMMA | 68 | 17,43% | | | | | | | | | | | | | | | | | | | | | | | | | | | | | | | | | | | | | | | | | | | | | | | | | | | | | | | | | | | | | | |
| 5 | Francesco FRANCIOSO | 20 | 5,12% | | | | | | | | | | | | | | | | | | | | | | | | | | | | | | | | | | | | | | | | | | | | | | | | | | | | | | | | | | | | | | |
| 6 | Pietro GAGGIANO | 30 | 7,69% | | | | | | | | | | | | | | | | | | | | | | | | | | | | | | | | | | | | | | | | | | | | | | | | | | | | | | | | | | | | | | |
| 7 | Luigi GIAGNORIO | 13 | 3,33% | | | | | | | | | | | | | | | | | | | | | | | | | | | | | | | | | | | | | | | | | | | | | | | | | | | | | | | | | | | | | | |
| 8 | Michele GIORDANO | 17 | 4,35% | | | | | | | | | | | | | | | | | | | | | | | | | | | | | | | | | | | | | | | | | | | | | | | | | | | | | | | | | | | | | | |
| 9 | Antonio GRANA | 28 | 7,17% | | | | | | | | | | | | | | | | | | | | | | | | | | | | | | | | | | | | | | | | | | | | | | | | | | | | | | | | | | | | | | |
| 10 | Nazario LUCIANO | 12 | 3,07% | | | | | | | | | | | | | | | | | | | | | | | | | | | | | | | | | | | | | | | | | | | | | | | | | | | | | | | | | | | | | | |
| 11 | Costanza MASCOLO | 16 | 4,10% | | | | | | | | | | | | | | | | | | | | | | | | | | | | | | | | | | | | | | | | | | | | | | | | | | | | | | | | | | | | | | |
| 12 | Felice MASTROLORITO | 0 | 0,00% | | | | | | | | | | | | | | | | | | | | | | | | | | | | | | | | | | | | | | | | | | | | | | | | | | | | | | | | | | | | | | |
| 13 | Domenico MONTEMITRO | 8 | 2,05% | | | | | | | | | | | | | | | | | | | | | | | | | | | | | | | | | | | | | | | | | | | | | | | | | | | | | | | | | | | | | | |
| 14 | Mario MONTEMITRO | 13 | 3,33% | | | | | | | | | | | | | | | | | | | | | | | | | | | | | | | | | | | | | | | | | | | | | | | | | | | | | | | | | | | | | | |
| 15 | Fabio VESPERTINO | 8 | 2,05% | | | | | | | | | | | | | | | | | | | | | | | | | | | | | | | | | | | | | | | | | | | | | | | | | | | | | | | | | | | | | | |
| 16 | Nazario VOCALE | 19 | 4,87% | | | | | | | | | | | | | | | | | | | | | | | | | | | | | | | | | | | | | | | | | | | | | | | | | | | | | | | | | | | | | | |

| | | | | | | | | | | | | | | | | | | | | | | | | | | | | | | | | | | | | | | | | | | | | | | | | | | | | | | | | | | | | | | | | | |
|--|---|-----|------------------------------|-----|--------|---|------------------------------|-----|--------|---|---------------------|----|--------|---|------------------------|----|--------|---|------------------------------|----|-------|---|--------------------------------|-----|--------|---|--------------------|----|-------|---|--------------------------|----|-------|---|---------------------|-----|--------|----|-----------------------|----|-------|----|----------------------------|----|-------|----|--------------------|----|-------|----|----------------|----|-------|----|-------------------|----|-------|----|------------------|---|-------|----|------------------|-----|--------|
| <p style="text-align: center;">LA DESTRA</p> <p style="text-align: right;">2,70%</p>  <p style="text-align: right;">voti 273</p> | <table border="0"> <tr><td>1</td><td>Matteo LA TORRE</td><td>119</td><td>43,75%</td></tr> <tr><td>2</td><td>Leonardo SOCCIO</td><td>17</td><td>6,25%</td></tr> <tr><td>3</td><td>Angelo D'ANELLO</td><td>29</td><td>10,66%</td></tr> <tr><td>4</td><td>Antonio PALMIERI</td><td>46</td><td>16,91%</td></tr> <tr><td>5</td><td>Michelina DE ANGELIS</td><td>9</td><td>3,30%</td></tr> <tr><td>6</td><td>Domenico D'ADDETTA</td><td>1</td><td>0,36%</td></tr> <tr><td>7</td><td>Domenico BELLAROSA</td><td>18</td><td>6,61%</td></tr> <tr><td>8</td><td>Angelo Giulio PAPANTONIO</td><td>5</td><td>1,83%</td></tr> <tr><td>9</td><td>Michele DE FILIPPIS</td><td>13</td><td>4,77%</td></tr> <tr><td>10</td><td>Antonio Pietro FOSCHI</td><td>0</td><td>0,00%</td></tr> <tr><td>11</td><td>Leonardo COCO</td><td>1</td><td>0,36%</td></tr> <tr><td>12</td><td>Nazario CIAVARELLA</td><td>3</td><td>1,10%</td></tr> <tr><td>13</td><td>Luca CORSO</td><td>1</td><td>0,36%</td></tr> <tr><td>14</td><td>Francesco TOTTA</td><td>8</td><td>2,94%</td></tr> <tr><td>15</td><td>Matteo FRASCARIA</td><td>2</td><td>0,73%</td></tr> <tr><td>16</td><td>Angelo CARELLA</td><td>0</td><td>0,00%</td></tr> </table> | 1 | Matteo LA TORRE | 119 | 43,75% | 2 | Leonardo SOCCIO | 17 | 6,25% | 3 | Angelo D'ANELLO | 29 | 10,66% | 4 | Antonio PALMIERI | 46 | 16,91% | 5 | Michelina DE ANGELIS | 9 | 3,30% | 6 | Domenico D'ADDETTA | 1 | 0,36% | 7 | Domenico BELLAROSA | 18 | 6,61% | 8 | Angelo Giulio PAPANTONIO | 5 | 1,83% | 9 | Michele DE FILIPPIS | 13 | 4,77% | 10 | Antonio Pietro FOSCHI | 0 | 0,00% | 11 | Leonardo COCO | 1 | 0,36% | 12 | Nazario CIAVARELLA | 3 | 1,10% | 13 | Luca CORSO | 1 | 0,36% | 14 | Francesco TOTTA | 8 | 2,94% | 15 | Matteo FRASCARIA | 2 | 0,73% | 16 | Angelo CARELLA | 0 | 0,00% |
| 1 | Matteo LA TORRE | 119 | 43,75% | | | | | | | | | | | | | | | | | | | | | | | | | | | | | | | | | | | | | | | | | | | | | | | | | | | | | | | | | | | | | | |
| 2 | Leonardo SOCCIO | 17 | 6,25% | | | | | | | | | | | | | | | | | | | | | | | | | | | | | | | | | | | | | | | | | | | | | | | | | | | | | | | | | | | | | | |
| 3 | Angelo D'ANELLO | 29 | 10,66% | | | | | | | | | | | | | | | | | | | | | | | | | | | | | | | | | | | | | | | | | | | | | | | | | | | | | | | | | | | | | | |
| 4 | Antonio PALMIERI | 46 | 16,91% | | | | | | | | | | | | | | | | | | | | | | | | | | | | | | | | | | | | | | | | | | | | | | | | | | | | | | | | | | | | | | |
| 5 | Michelina DE ANGELIS | 9 | 3,30% | | | | | | | | | | | | | | | | | | | | | | | | | | | | | | | | | | | | | | | | | | | | | | | | | | | | | | | | | | | | | | |
| 6 | Domenico D'ADDETTA | 1 | 0,36% | | | | | | | | | | | | | | | | | | | | | | | | | | | | | | | | | | | | | | | | | | | | | | | | | | | | | | | | | | | | | | |
| 7 | Domenico BELLAROSA | 18 | 6,61% | | | | | | | | | | | | | | | | | | | | | | | | | | | | | | | | | | | | | | | | | | | | | | | | | | | | | | | | | | | | | | |
| 8 | Angelo Giulio PAPANTONIO | 5 | 1,83% | | | | | | | | | | | | | | | | | | | | | | | | | | | | | | | | | | | | | | | | | | | | | | | | | | | | | | | | | | | | | | |
| 9 | Michele DE FILIPPIS | 13 | 4,77% | | | | | | | | | | | | | | | | | | | | | | | | | | | | | | | | | | | | | | | | | | | | | | | | | | | | | | | | | | | | | | |
| 10 | Antonio Pietro FOSCHI | 0 | 0,00% | | | | | | | | | | | | | | | | | | | | | | | | | | | | | | | | | | | | | | | | | | | | | | | | | | | | | | | | | | | | | | |
| 11 | Leonardo COCO | 1 | 0,36% | | | | | | | | | | | | | | | | | | | | | | | | | | | | | | | | | | | | | | | | | | | | | | | | | | | | | | | | | | | | | | |
| 12 | Nazario CIAVARELLA | 3 | 1,10% | | | | | | | | | | | | | | | | | | | | | | | | | | | | | | | | | | | | | | | | | | | | | | | | | | | | | | | | | | | | | | |
| 13 | Luca CORSO | 1 | 0,36% | | | | | | | | | | | | | | | | | | | | | | | | | | | | | | | | | | | | | | | | | | | | | | | | | | | | | | | | | | | | | | |
| 14 | Francesco TOTTA | 8 | 2,94% | | | | | | | | | | | | | | | | | | | | | | | | | | | | | | | | | | | | | | | | | | | | | | | | | | | | | | | | | | | | | | |
| 15 | Matteo FRASCARIA | 2 | 0,73% | | | | | | | | | | | | | | | | | | | | | | | | | | | | | | | | | | | | | | | | | | | | | | | | | | | | | | | | | | | | | | |
| 16 | Angelo CARELLA | 0 | 0,00% | | | | | | | | | | | | | | | | | | | | | | | | | | | | | | | | | | | | | | | | | | | | | | | | | | | | | | | | | | | | | | |
| <p style="text-align: center;">IL POPOLO DELLA LIBERTA` PDL</p> <p style="text-align: right;">12,57%</p>  <p style="text-align: right;">voti 1.269</p> | <table border="0"> <tr><td>1</td><td>Costantino CIAVARELLA</td><td>382</td><td>29,18%</td></tr> <tr><td>2</td><td>Antonio BERARDI detto Tonino</td><td>173</td><td>13,21%</td></tr> <tr><td>3</td><td>Arcangela BIZZARRI</td><td>20</td><td>1,52%</td></tr> <tr><td>4</td><td>Alfredo BRONDA</td><td>11</td><td>0,84%</td></tr> <tr><td>5</td><td>Patrizia CALLAGHER detta Pat</td><td>39</td><td>2,97%</td></tr> <tr><td>6</td><td>Nicola CIAVARRELLA detto Lello</td><td>179</td><td>13,67%</td></tr> <tr><td>7</td><td>Giovanni D'AMARO</td><td>4</td><td>0,30%</td></tr> <tr><td>8</td><td>Alessio DI LELLA</td><td>46</td><td>3,51%</td></tr> <tr><td>9</td><td>Vincenzo GIAGNORIO</td><td>152</td><td>11,61%</td></tr> <tr><td>10</td><td>Tommaso Antonio GRIFA</td><td>4</td><td>0,30%</td></tr> <tr><td>11</td><td>Maria Grazia MARROCCHIELLA</td><td>13</td><td>0,99%</td></tr> <tr><td>12</td><td>Nazario PALMIERI</td><td>11</td><td>0,84%</td></tr> <tr><td>13</td><td>Cinzia PESCARA</td><td>94</td><td>7,18%</td></tr> <tr><td>14</td><td>Orazio PIZZARELLI</td><td>31</td><td>2,36%</td></tr> <tr><td>15</td><td>Michele SANTUCCI</td><td>8</td><td>0,61%</td></tr> <tr><td>16</td><td>Giovanni VILLANI</td><td>142</td><td>10,84%</td></tr> </table> | 1 | Costantino CIAVARELLA | 382 | 29,18% | 2 | Antonio BERARDI detto Tonino | 173 | 13,21% | 3 | Arcangela BIZZARRI | 20 | 1,52% | 4 | Alfredo BRONDA | 11 | 0,84% | 5 | Patrizia CALLAGHER detta Pat | 39 | 2,97% | 6 | Nicola CIAVARRELLA detto Lello | 179 | 13,67% | 7 | Giovanni D'AMARO | 4 | 0,30% | 8 | Alessio DI LELLA | 46 | 3,51% | 9 | Vincenzo GIAGNORIO | 152 | 11,61% | 10 | Tommaso Antonio GRIFA | 4 | 0,30% | 11 | Maria Grazia MARROCCHIELLA | 13 | 0,99% | 12 | Nazario PALMIERI | 11 | 0,84% | 13 | Cinzia PESCARA | 94 | 7,18% | 14 | Orazio PIZZARELLI | 31 | 2,36% | 15 | Michele SANTUCCI | 8 | 0,61% | 16 | Giovanni VILLANI | 142 | 10,84% |
| 1 | Costantino CIAVARELLA | 382 | 29,18% | | | | | | | | | | | | | | | | | | | | | | | | | | | | | | | | | | | | | | | | | | | | | | | | | | | | | | | | | | | | | | |
| 2 | Antonio BERARDI detto Tonino | 173 | 13,21% | | | | | | | | | | | | | | | | | | | | | | | | | | | | | | | | | | | | | | | | | | | | | | | | | | | | | | | | | | | | | | |
| 3 | Arcangela BIZZARRI | 20 | 1,52% | | | | | | | | | | | | | | | | | | | | | | | | | | | | | | | | | | | | | | | | | | | | | | | | | | | | | | | | | | | | | | |
| 4 | Alfredo BRONDA | 11 | 0,84% | | | | | | | | | | | | | | | | | | | | | | | | | | | | | | | | | | | | | | | | | | | | | | | | | | | | | | | | | | | | | | |
| 5 | Patrizia CALLAGHER detta Pat | 39 | 2,97% | | | | | | | | | | | | | | | | | | | | | | | | | | | | | | | | | | | | | | | | | | | | | | | | | | | | | | | | | | | | | | |
| 6 | Nicola CIAVARRELLA detto Lello | 179 | 13,67% | | | | | | | | | | | | | | | | | | | | | | | | | | | | | | | | | | | | | | | | | | | | | | | | | | | | | | | | | | | | | | |
| 7 | Giovanni D'AMARO | 4 | 0,30% | | | | | | | | | | | | | | | | | | | | | | | | | | | | | | | | | | | | | | | | | | | | | | | | | | | | | | | | | | | | | | |
| 8 | Alessio DI LELLA | 46 | 3,51% | | | | | | | | | | | | | | | | | | | | | | | | | | | | | | | | | | | | | | | | | | | | | | | | | | | | | | | | | | | | | | |
| 9 | Vincenzo GIAGNORIO | 152 | 11,61% | | | | | | | | | | | | | | | | | | | | | | | | | | | | | | | | | | | | | | | | | | | | | | | | | | | | | | | | | | | | | | |
| 10 | Tommaso Antonio GRIFA | 4 | 0,30% | | | | | | | | | | | | | | | | | | | | | | | | | | | | | | | | | | | | | | | | | | | | | | | | | | | | | | | | | | | | | | |
| 11 | Maria Grazia MARROCCHIELLA | 13 | 0,99% | | | | | | | | | | | | | | | | | | | | | | | | | | | | | | | | | | | | | | | | | | | | | | | | | | | | | | | | | | | | | | |
| 12 | Nazario PALMIERI | 11 | 0,84% | | | | | | | | | | | | | | | | | | | | | | | | | | | | | | | | | | | | | | | | | | | | | | | | | | | | | | | | | | | | | | |
| 13 | Cinzia PESCARA | 94 | 7,18% | | | | | | | | | | | | | | | | | | | | | | | | | | | | | | | | | | | | | | | | | | | | | | | | | | | | | | | | | | | | | | |
| 14 | Orazio PIZZARELLI | 31 | 2,36% | | | | | | | | | | | | | | | | | | | | | | | | | | | | | | | | | | | | | | | | | | | | | | | | | | | | | | | | | | | | | | |
| 15 | Michele SANTUCCI | 8 | 0,61% | | | | | | | | | | | | | | | | | | | | | | | | | | | | | | | | | | | | | | | | | | | | | | | | | | | | | | | | | | | | | | |
| 16 | Giovanni VILLANI | 142 | 10,84% | | | | | | | | | | | | | | | | | | | | | | | | | | | | | | | | | | | | | | | | | | | | | | | | | | | | | | | | | | | | | | |
| <p style="text-align: center;">lista civica CACCIA AMBIENTE</p> <p style="text-align: right;">4,34%</p>  <p style="text-align: right;">voti 438</p> | <table border="0"> <tr><td>1</td><td>Domenico VOCALE</td><td>57</td><td>19,32%</td></tr> <tr><td>2</td><td>Angelo STIGLIANI</td><td>37</td><td>12,54%</td></tr> <tr><td>3</td><td>Filomena FERRANDINO</td><td>29</td><td>9,83%</td></tr> <tr><td>4</td><td>Leonardo BUONCRISTIANO</td><td>16</td><td>5,42%</td></tr> <tr><td>5</td><td>Carmine RUSSO</td><td>15</td><td>5,08%</td></tr> <tr><td>6</td><td>Giovanni FACCHINO</td><td>15</td><td>5,08%</td></tr> <tr><td>7</td><td>Antonio PANIZIO</td><td>14</td><td>4,74%</td></tr> <tr><td>8</td><td>Giovanni IANZANO</td><td>14</td><td>4,74%</td></tr> <tr><td>9</td><td>Alberto DE LUCA</td><td>9</td><td>3,05%</td></tr> <tr><td>10</td><td>Leonardo MELCHIONDA</td><td>11</td><td>3,72%</td></tr> <tr><td>11</td><td>Enzo CIAVARRELLA</td><td>4</td><td>1,35%</td></tr> <tr><td>12</td><td>Giuseppe VOCINO</td><td>26</td><td>8,81%</td></tr> <tr><td>13</td><td>Paolo FERRETTI</td><td>7</td><td>2,37%</td></tr> <tr><td>14</td><td>Pietro STODUTO</td><td>17</td><td>5,76%</td></tr> <tr><td>15</td><td>Giuseppe CARELLA</td><td>7</td><td>2,37%</td></tr> <tr><td>16</td><td>Teo GUALANO</td><td>17</td><td>5,76%</td></tr> </table> | 1 | Domenico VOCALE | 57 | 19,32% | 2 | Angelo STIGLIANI | 37 | 12,54% | 3 | Filomena FERRANDINO | 29 | 9,83% | 4 | Leonardo BUONCRISTIANO | 16 | 5,42% | 5 | Carmine RUSSO | 15 | 5,08% | 6 | Giovanni FACCHINO | 15 | 5,08% | 7 | Antonio PANIZIO | 14 | 4,74% | 8 | Giovanni IANZANO | 14 | 4,74% | 9 | Alberto DE LUCA | 9 | 3,05% | 10 | Leonardo MELCHIONDA | 11 | 3,72% | 11 | Enzo CIAVARRELLA | 4 | 1,35% | 12 | Giuseppe VOCINO | 26 | 8,81% | 13 | Paolo FERRETTI | 7 | 2,37% | 14 | Pietro STODUTO | 17 | 5,76% | 15 | Giuseppe CARELLA | 7 | 2,37% | 16 | Teo GUALANO | 17 | 5,76% |
| 1 | Domenico VOCALE | 57 | 19,32% | | | | | | | | | | | | | | | | | | | | | | | | | | | | | | | | | | | | | | | | | | | | | | | | | | | | | | | | | | | | | | |
| 2 | Angelo STIGLIANI | 37 | 12,54% | | | | | | | | | | | | | | | | | | | | | | | | | | | | | | | | | | | | | | | | | | | | | | | | | | | | | | | | | | | | | | |
| 3 | Filomena FERRANDINO | 29 | 9,83% | | | | | | | | | | | | | | | | | | | | | | | | | | | | | | | | | | | | | | | | | | | | | | | | | | | | | | | | | | | | | | |
| 4 | Leonardo BUONCRISTIANO | 16 | 5,42% | | | | | | | | | | | | | | | | | | | | | | | | | | | | | | | | | | | | | | | | | | | | | | | | | | | | | | | | | | | | | | |
| 5 | Carmine RUSSO | 15 | 5,08% | | | | | | | | | | | | | | | | | | | | | | | | | | | | | | | | | | | | | | | | | | | | | | | | | | | | | | | | | | | | | | |
| 6 | Giovanni FACCHINO | 15 | 5,08% | | | | | | | | | | | | | | | | | | | | | | | | | | | | | | | | | | | | | | | | | | | | | | | | | | | | | | | | | | | | | | |
| 7 | Antonio PANIZIO | 14 | 4,74% | | | | | | | | | | | | | | | | | | | | | | | | | | | | | | | | | | | | | | | | | | | | | | | | | | | | | | | | | | | | | | |
| 8 | Giovanni IANZANO | 14 | 4,74% | | | | | | | | | | | | | | | | | | | | | | | | | | | | | | | | | | | | | | | | | | | | | | | | | | | | | | | | | | | | | | |
| 9 | Alberto DE LUCA | 9 | 3,05% | | | | | | | | | | | | | | | | | | | | | | | | | | | | | | | | | | | | | | | | | | | | | | | | | | | | | | | | | | | | | | |
| 10 | Leonardo MELCHIONDA | 11 | 3,72% | | | | | | | | | | | | | | | | | | | | | | | | | | | | | | | | | | | | | | | | | | | | | | | | | | | | | | | | | | | | | | |
| 11 | Enzo CIAVARRELLA | 4 | 1,35% | | | | | | | | | | | | | | | | | | | | | | | | | | | | | | | | | | | | | | | | | | | | | | | | | | | | | | | | | | | | | | |
| 12 | Giuseppe VOCINO | 26 | 8,81% | | | | | | | | | | | | | | | | | | | | | | | | | | | | | | | | | | | | | | | | | | | | | | | | | | | | | | | | | | | | | | |
| 13 | Paolo FERRETTI | 7 | 2,37% | | | | | | | | | | | | | | | | | | | | | | | | | | | | | | | | | | | | | | | | | | | | | | | | | | | | | | | | | | | | | | |
| 14 | Pietro STODUTO | 17 | 5,76% | | | | | | | | | | | | | | | | | | | | | | | | | | | | | | | | | | | | | | | | | | | | | | | | | | | | | | | | | | | | | | |
| 15 | Giuseppe CARELLA | 7 | 2,37% | | | | | | | | | | | | | | | | | | | | | | | | | | | | | | | | | | | | | | | | | | | | | | | | | | | | | | | | | | | | | | |
| 16 | Teo GUALANO | 17 | 5,76% | | | | | | | | | | | | | | | | | | | | | | | | | | | | | | | | | | | | | | | | | | | | | | | | | | | | | | | | | | | | | | |